FT-6200

Technical Supplement

YAESU MUSEN CO., LTD.
C.P.O. Box 1500, Tokyo, Japan

YAESU U.S.A.
17210 Edwards Rd., Cerritos, CA 90701, U.S.A.

YAESU EUROPE B.V.
Snipweg 3, 1118AA Schiphol, The Netherlands

Contents

1. General

About This Manual 1-1
Case Disassembly & PCB Access 1-2
Chip Component Information 1-3
Block Diagram 1-7

2. Servicing

Alignment 2-1
Pilot Lamp Replacement 2-6
Installation of Options 2-7

3. Board Units (Parts, Layouts & Schematics)

1.2-GHz Power Amplifier (PA) Unit 3-1
APC Unit 3-5
Mixer Unit 3-8
IF Unit 3-11
AF Unit 3-14
430-MHz VCO Unit 3-15
430-MHz PLL Unit 3-16
1.2-GHz VCO Unit 3-17
1.2-GHz PLL Unit 3-20
Main Unit 3-21
Control Unit 3-32
Interface Unit 3-38
FTS-22 Tone Squelch Option 3-44
FRC-4 Pager Option 3-45
DVS-3 Digital Voice Option 3-46

4. Mechanical

Exploded View 4-1
Packaging 4-2

About This Manual

The information in this manual is intended to supplement the *FT-6200 Operating Manual*, for servicing the transceiver. Specifications and details of operation and options are provided in the operating manual, and are not reprinted herein. Therefore, this manual is not intended to serve as an independent reference, but to be used in conjunction with the information provided in the operating manual. The FT-6200 is intended to be serviced only by qualified technicians.

Two pcb layout diagrams are provided for each double-sided circuit board in the transceiver. Each side of the board is referred to by the type of the majority of components installed on that side ("leaded" or "chip-only"). In most cases one side has only chip components, and the other has either a mixture of both chip and leaded components (trimmers, coils, electrolytic capacitors, ICs, etc.), or leaded components only.

While we believe the technical information in this manual is correct, Yaesu cannot assume any liability for damage that may occur as a result of typographical or other errors that may be present. Your cooperation in pointing out any inconsistencies in the technical information would be appreciated.

The technical information in this manual supercedes all previously published information on this product. Where information is duplicated in this manual and the operating manual, this manual should generally be considered more current.

Yaesu Musen reserves the right to make changes in the circuitry of this transceiver, in the interest of technological improvement, without obligation to owners.

Case Disassembly & PCB Access

❒ Turn off the transceiver, and disconnect all cables.

Main Unit Solder Side Access

❒ Referring to Figure 1, remove the six screws from the top cover to expose the solder side of the Main Unit.

Other Units

❒ Referring to Figure 2, remove the six screws in the bottom cover. *When removing the bottom cover, use care not to strain the wires to the loudspeaker.*

PCB Locations are indicated in Figure 3.

❒ To access the Interface Unit, remove the three screws in the subpanel indicated in Figure 4.

Figure 1.



Figure 2.

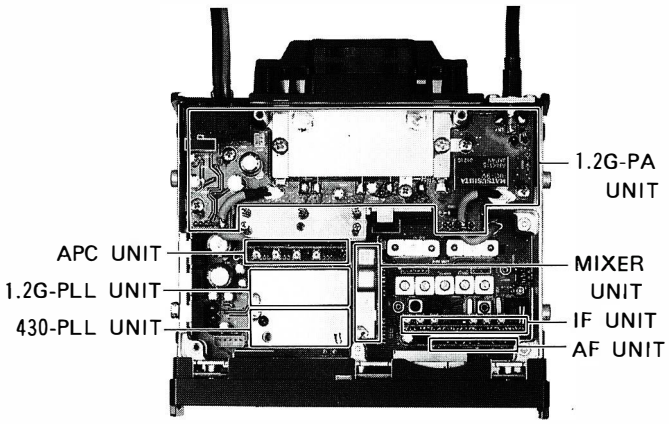

Figure 3.



Figure 4.

Chip Component Information

The diagrams below indicate some of the distinguishing features of common chip components.

Ceramic Capacitors

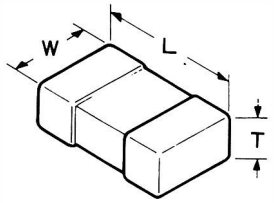

(Unit : mm)

Type	L	W	T
3216	3.2	1.6	0.45~0.60
2125	2.0	1.25	0.35~0.50
1608	1.6	0.8	0.65~0.95

Tantalum Capacitors

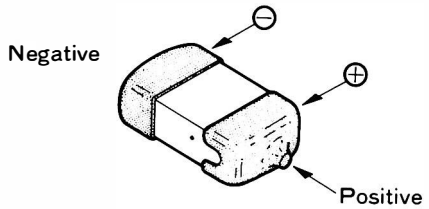

Polarized, Unmarked
(determine value from layout and Parts List)

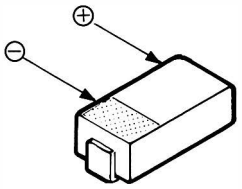

Examples :
J475 = 6.3V 4.7μF

G	4.0V	D	20V
J	6.3V	E	25V
A	10V	V	35V
C	16V		

Resistors

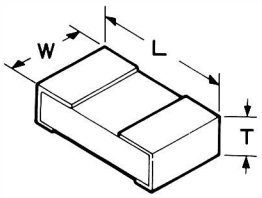

(Unit : mm)

Type	L	W	T
1/10	2.0	1.25	0.45
1/16	1.6	0.8	0.45

INDICATED LETTERS



Type RMC 1/10W, 1/16W
Marking* 100, 222, 473·····

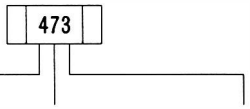

10' unit	1' unit	Multiplier code
0	0	10^0
1	1	10^1
2	2	10^2
3	3	10^3
4	4	10^4
5	5	10^5
6	6	10^6
7	7	10^7
8	8	10^8
9	9	10^9

Examples :
100 = 10Ω
222 = 2.2kΩ
473 = 47kΩ

Replacing Chip Components

Chip components are installed at the factory by a series of robots. The first one places a spot of adhesive resin at the location where each part is to be installed, and later robots handle and place parts using vacuum suction.

For single-sided boards, solder paste is applied and the board is then baked to harden the resin and flow the solder. For double-sided boards, no solder paste is applied, but the board is baked (or exposed to ultra-violet) to cure the resin before dip soldering.

In our laboratories and service shops, small quantities of chip components are mounted manually by applying a spot of resin, placing with tweezers, and then soldering by very small dual streams of hot air (without physical contact during soldering). We remove parts by first removing solder using a vacuum suction iron, which applies a light, steady vacuum at the iron tip, and then breaking the adhesive with tweezers.

The special vacuum soldering/desoldering equipment is recommended if you expect to do a lot of chip replacements. Otherwise, it is usually possible to remove and replace chip components with only a tapered, temperature-controlled soldering iron, a set of tweezers and braided copper solder wick. Soldering iron temperature should be below 280 °C (536 °F).

Precautions for Chip Replacement

✘ Do not disconnect a chip forcefully, or the foil pattern may peel off the board.

✘ Never re-use a chip component. Dispose of all removed chip components immediately to avoid mixing with new parts.

✘ Limit soldering time to 3 seconds or less to avoid damaging the component and board.

Removing Chip Components

❒ Remove the solder at each joint, one joint at a time, using solder wick whetted with non-acidic flux as shown below. Avoid applying pressure, and do not attempt to remove the tinning from the chip's electrode.

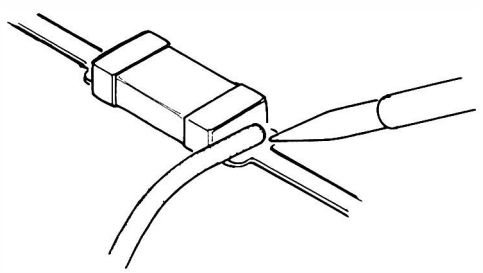

❒ Grasp the chip on both sides with tweezers, and gently twist the tweezers back and forth (to break the adhesive bond) while alternately heating each electrode. Be careful to avoid peeling the foil traces from the board. Dispose of the chip when removed.

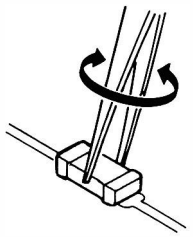

❒ After removing the chip, use the copper braid and soldering iron to which away any excess solder and smooth the land for installation of the replacement part.

Installing a Replacement Chip

As the value of some chip components is not indicated on the body of the chip, be careful to get the right part for replacement.

❒ Apply a small amount of solder to the land on one side where the chip is to be installed. Avoid too much solder, which may cause bridging (shorting to other parts).

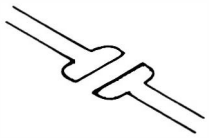

❒ Hold the chip with tweezers in the desired position, and apply the soldering iron with a motion line that indicated by the arrow in the diagram below. Do not apply heat for more than 3 seconds.

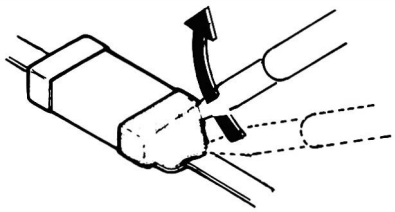

❒ Remove the tweezers and solder the electrode on the other side in the manner just described.

Notes

Block Diagram

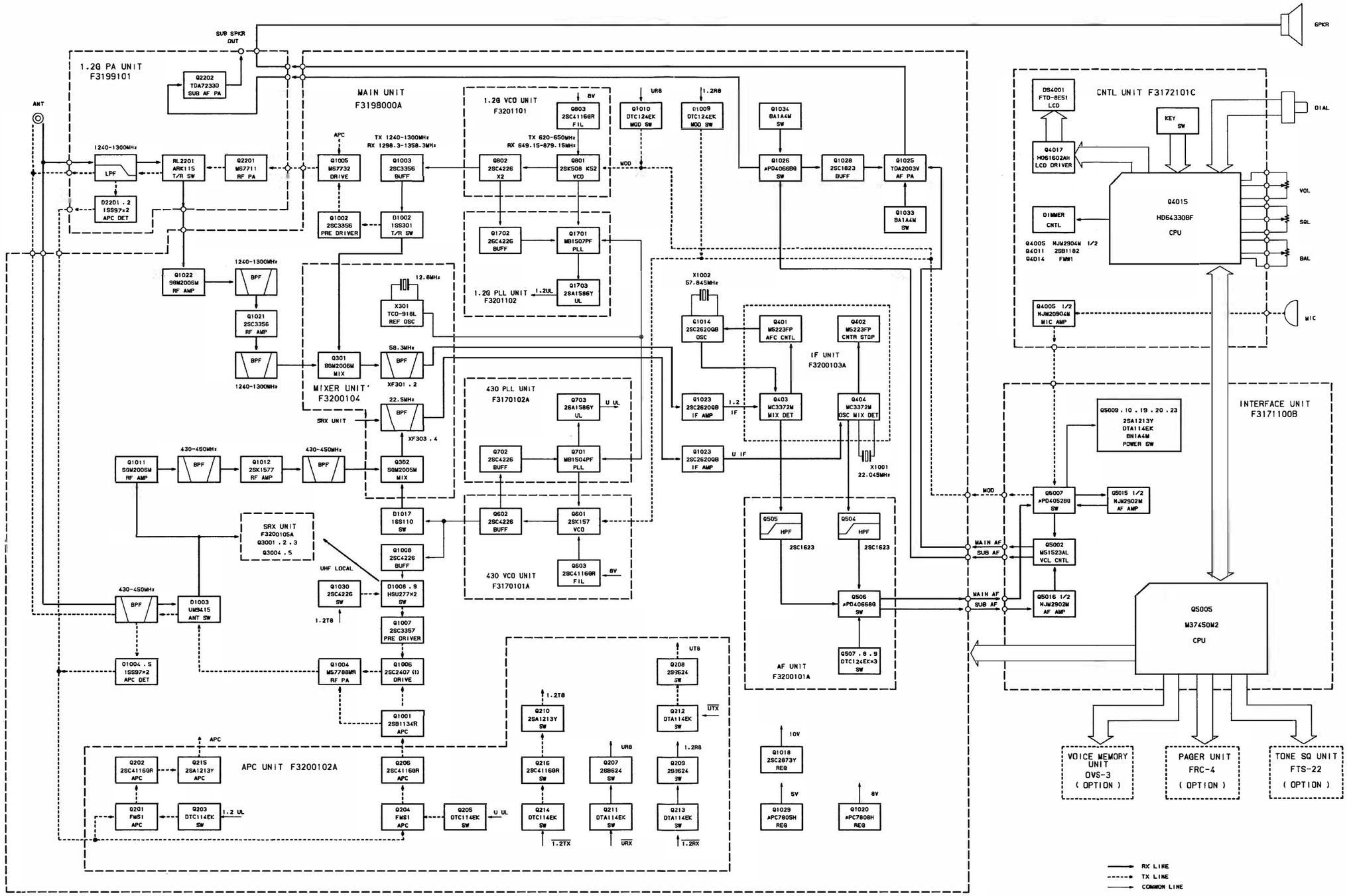

Servicing

Alignment

The FT-6200 is carefully aligned at the factory for the specified performance across the amateur bands. Realignment should therefore not be necessary except in the event of a component failure. All component replacement and service should be performed only by an authorized Yaesu representative, or the warranty policy may be voided.

The following procedures cover the sometimes critical and tedious adjustments that are not normally required once the transceiver has left the factory. However, if damage occurs and some parts subsequently be replaced, realignment may be required. If a sudden problem occurs during normal operation, it is likely due to component failure; realignment should not be done until after the faulty component has been replaced.

We recommend that servicing be performed only by authorized Yaesu service technicians who are experienced with the circuitry and fully equipped for repair and alignment. Therefore, if a fault is suspected, contact the dealer from whom the transceiver was purchased for instructions regarding repair. Authorized Yaesu service technicians realign all circuits and make complete performance checks to ensure compliance with specifications after replacing any faulty components.

Those who do undertake any of the following alignments are cautioned to proceed at their own risk. Problems caused by unauthorized attempts at realignment are not covered by the warranty policy. Also, Yaesu must reserve the right to change circuits and alignment procedures in the interest of improved performance, without notifying owners.

Under no circumstances should any alignment be attempted unless the normal function and operation of the transceiver are clearly understood, the cause of the malfunction has been clearly pinpointed and any faulty components replaced, and the need for realignment determined to be absolutely necessary.

The following test equipment (and thorough familiarity with its correct use) is necessary for complete realignment. Correction of problems caused by misalignment resulting from use of improper test equipment is not covered under the warranty policy. While most steps do not require all of the equipment listed, the interactions of some adjustments may require that more complex adjustments be performed afterwards. Do not attempt to perform only a single step unless it is clearly isolated electrically from all other steps. Rather, have all test equipment ready before beginning, and follow all of the steps in a section in the order presented.

Required Test Equipment

- ❒ RF Signal Generator with calibrated output level at 1300 MHz
- ❒ Deviation Meter (linear detector)
- ❒ Oscilloscope
- ❒ AF Millivoltmeter
- ❒ SINAD Meter
- ❒ Inline Wattmeter with 5% accuracy at 1300 MHz
- ❒ Regulated DC Power Supply adjustable from 10 to 17 V, 20 A
- ❒ 50-Ω Dummy Load: 50 W at 1300 MHz
- ❒ Frequency Counter: 100-Hz resolution and ± 0.2-ppm accuracy at 1300 MHz
- ❒ AF Signal Generator
- ❒ DC Voltmeter: high impedance
- ❒ Spectrum Analyzer
- ❒ UHF Sampling Coupler

Alignment Preparation & Precautions

A 50-Ω dummy load and inline wattmeter must be connected to the antenna jack in all procedures that call for transmission, except where specified otherwise. Correct alignment is not possible with an antenna.

After completing one step, read the following step to determine whether the same test equipment will be required. If not, remove the test equipment (except power supply, dummy load and wattmeter, if connected) before proceeding.

Correct alignment requires that the ambient temperature be the same as that of the trans-

ceiver and test equipment, and that this temperature be held constant between 20 and 30 °C (68 ~ 86 °F). When the transceiver is brought into the shop from hot or cold air it should be allowed some time for equalization with the environment before alignment.

Alignments must only be made with oscillator shields and circuit boards firmly affixed in place. Also, the test equipment must be thoroughly warmed up before beginning.

Most alignment procedures call for tuning the transceiver to the high or low band edge, or to band center. The actual frequency differs between different versions, so the technician should make sure of the band limits of each set to be aligned before beginning.

Note: Signal levels in dB referred to in the alignment procedure are based on 0 dBμ = 0.5 dBμV.

PLL VCV

Set up the test equipment as shown here for transmitter alignment. Maintain the supply voltage at 13.6 V for all steps.

UHF PLL VCV (Varactor Control Voltage) Check

- ❒ Connect the positive lead of the DC voltmeter to test point TP1002 on the Main Unit, as indicated below, and the negative lead to chassis ground.
- ❒ Set the transceiver to 430.000 MHz (432.000 MHz in version D), and confirm 1.5 ~ 4.5 V on the voltmeter while receiving.
- ❒ Key the transmitter and confirm 2.5 ~ 5.5 V on the voltmeter.

1.3-GHz PLL VCV Check

- ❒ Connect the DC voltmeter to TP1002 on the Main Unit.
- ❒ Tune to 1240.000 MHz and confirm the VCV is between 3 and 5 V while receiving, and between 1 and 3 V while transmitting.



PLL Unit Alignment Points

70-Centimeter Transmitter

For all of these procedures, connect the test equipment as shown in the diagram below.

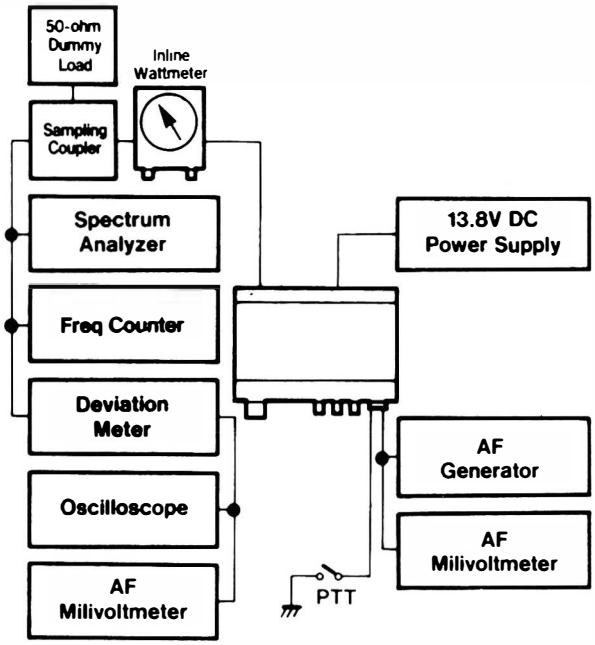

70-cm Transmitter Alignment Setup

70-cm Power Output

❒ Tune to the center of the band (for the version being aligned), and press the **LOW** button, if necessary, to select high power output.

❒ Key the transmitter and adjust VR204 on the APC Unit for 35 watts on the wattmeter (*use care not to exceed 42 watts during the alignment*).

❒ Press the **LOW** button to select low power, key the transmitter, and adjust VR203 for 5 watts on the wattmeter.

70-cm Transmitter Deviation

❒ While tuned to the center of the band, adjust the AF generator attenuator for 50-mV output at 1 kHz to the **MIC** jack.

❒ Key the transmitter and adjust VR1001 on the Main Unit for ± 4.5-kHz deviation on the deviation meter (within 100 Hz).

❒ Reduce the AF injection until the deviation meter shows ± 3.5-kHz deviation, and confirm that the injection level is 4 to 6 mV.

23-Centimeter Transmitter

For all of these procedures, connect the test equipment per the top of the next page.

23-Centimeter Power Output

❒ Tune to band center (for the version being aligned), and press the **LOW** button, if necessary, to select high power output.

❒ Key the transmitter and adjust VR202 on the APC Unit for 10 watts on the wattmeter (*use care not to exceed 12 watts during the alignment*).

❒ Press the **LOW** button to select low power, key the transmitter, and adjust VR201 for 1 watt on the wattmeter.

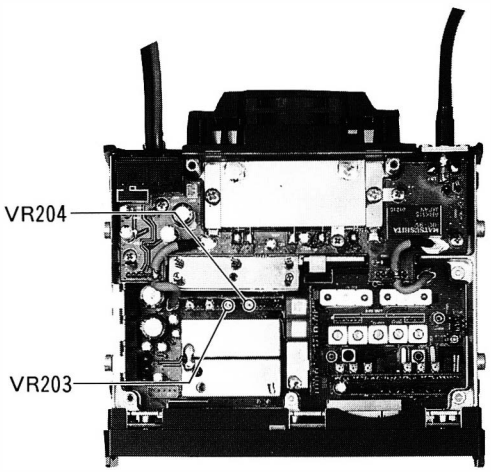



70-Centimeter Transmitter Alignment Points

23-cm Transmitter Alignment Setup

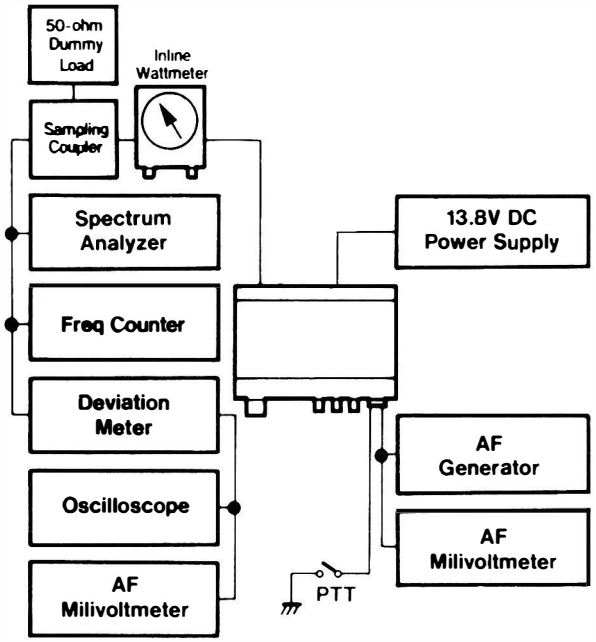

Reference Oscillator Check

Connect the frequency counter to pin 20 of the Mixer Unit (accessible on the solder side of the Main Unit) and confirm 12.8 MHz ± 5 Hz.

23-Centimeter Transmitter Deviation

❒ While tuned to the center of the band, adjust the AF generator attenuator for 50-mV output at 1 kHz to the **MIC** jack.

❒ Key the transmitter and adjust VR1002 on the Main Unit for ± 4.5-kHz deviation on the deviation meter (within 100 Hz).

❒ Reduce the AF injection until the deviation meter shows ± 3.5-kHz deviation, and confirm that the injection level is 4 to 6 mV.

Receiver

Set up the test equipment as shown at the bottom of the next page for receiver alignment.

Interstage Transformers

❒ Tune the transceiver and RF signal generator to the center of the 70-cm band. Modulate the RF signal generator with ± 3.5-kHz deviation of a 1-kHz tone.

❒ Adjust TC1001 on the Main Unit for optimum 12-dB SINAD (less than –10 dBμ).

❒ Confirm –8 dBμ or better 12-dB SINAD at the center and bottom edge of the 70-cm band.

❒ Tune the transceiver and RF signal generator to the *center* of the 23-cm band and repeat the same procedure with the AFC on, adjusting T1002 and L1016 on the Main Unit for optimum SINAD.

❒ Connect the DC voltmeter to pin 9 of Q403 on the IF Unit, and note the DC voltage.

❒ Turn the AFC off and adjust VR406 on the IF Unit for the same voltage noted in the last step.

❒ Confirm – 10 dBμ or better 12-dB SINAD at the center of the band, and – 9 dBμ or better at the band edges.

S-Meter Calibration

❒ While tuned to the center of the 70-cm band, inject 25-dBμ RF modulated with ± 3.5-kHz deviation of a 1-kHz tone. Adjust VR405 on the IF Unit so that all S-meter segments are just on.

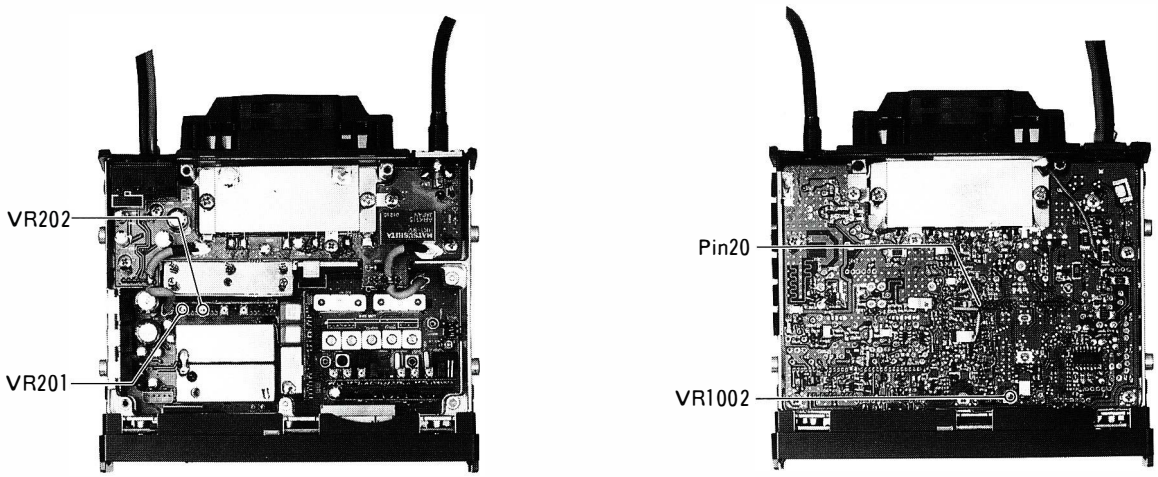

23-cm Transmitter & 12.8 MHz Ref. Osc. Alignment Points

❒ Tune the transceiver and RF signal generator to the center of the 23-cm band and with the same injection level and modulation, adjust VR404 so that all S-meter segments are just on.

Scanner Center-Stop

❒ With both the transceiver and signal generator tuned to the center of the 70-cm band, set the signal generator for nil injection, then set the **SQL** control so that the squelch is just closed.

❒ Connect the DC voltmeter (3-V range) between TP3 (+) and TP4 (–) on the IF Unit, and with no signal at the antenna jack, adjust VR402 for zero volts on the meter.

❒ Inject 30-dBμ RF modulated with ± 3.5-kHz deviation of a 1-kHz tone, then press the UP button on the microphone for more than ½ second to start scanning. Confirm that scanning stops at the injection frequency.

Squelch Preset

❒ Set the **SQL** control to the 9-o'clock position.

❒ With no signal at the antenna jack, set VR-403 on the IF Unit so that the squelch is just closed on the 70-cm band, and set VR401 so the squelch is just closed on the 23-cm band.

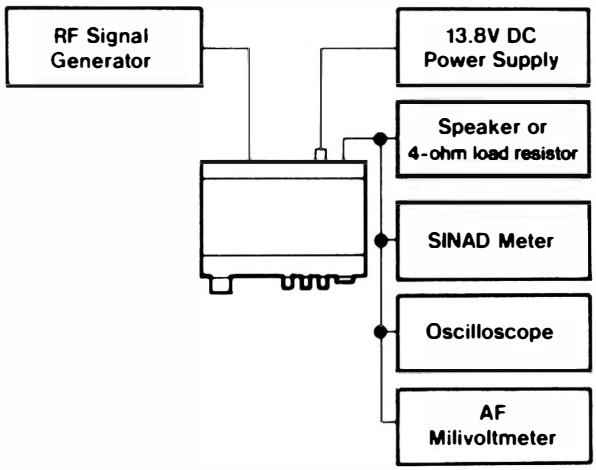

Receiver Alignment Setup

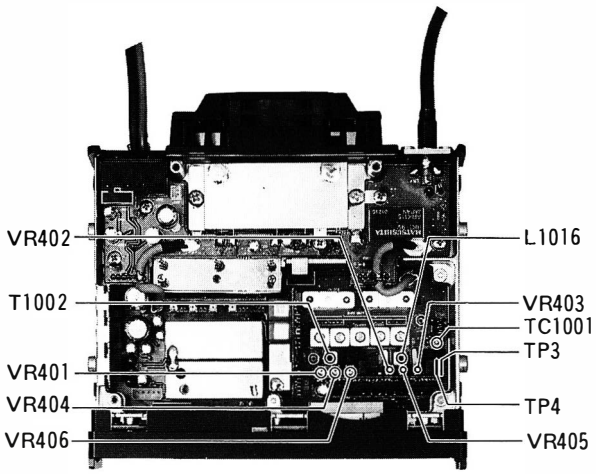

Receiver Test Points

Pilot Lamp Replacement

- ❒ Remove the control head from the chassis, if connected, by lifting the catch on the left side of the head and unhooking the right side.
- ❒ Pull the knobs off the panel, and unscrew the ring nuts affixing the mic jack and the tuning shaft (you may be able to do this with long-nose pliers, or have your dealer do it with a special wrench).
- ❒ Remove the front panel cover (it clips at the top and bottom edges) and two white plastic shields, and with a jeweler's screwdriver, remove the tiny screw on the circuit board just left of the mic jack.
- ❒ Remove the two screws from the back side of the control head, and carefully separate the back cover from the circuit board, noting the positions of the brackets on either side as you do so.
- ❒ Referring to Figures 1 and 2, unsolder the old bulbs and install the replacements.

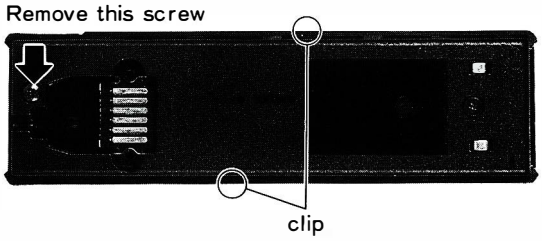

Figure 1.



Figure 2.



Figure 3.



Figure 4.

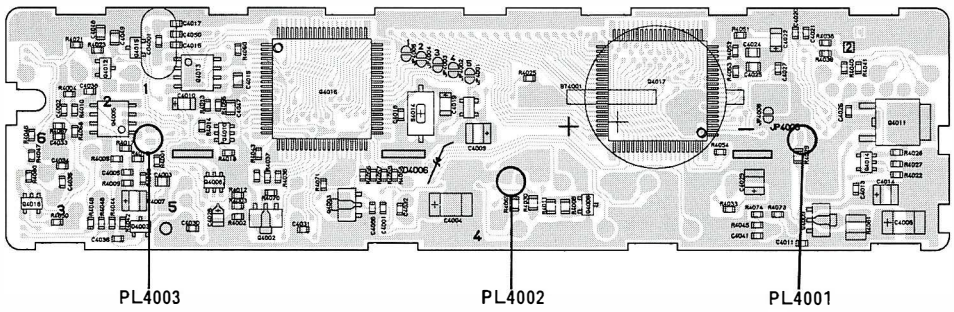

Figure 5.

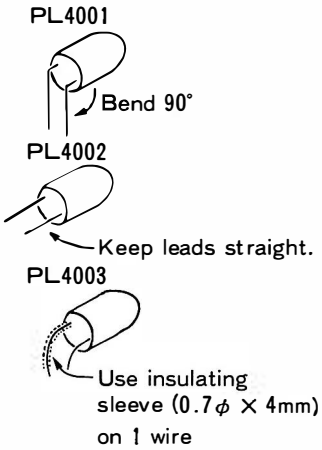

Installation of Options

This chapter describes the installation procedures for the DVS-3 Digital Voice Recorder/DTMF Pager, FRC-4 DTMF Pager, FTS-22 Tone Squelch Unit and the YSK-1/1L Trunk Mounting Kits. These options are available from your Yaesu dealer. If installing both the FTS-22 and either the FRC-4 or DVS-3, install the FTS-22 last.

Note! The FRC-4 and DVS-3 cannot be installed together. The DVS-3 includes all functions of the FRC-4.

FRC-4 DTMF Pager or DVS-3 Digital Voice Recorder/DTMF Pager Installation

The FRC-4 provides DTMF paging/selcall features using 3-digit DTMF station ID codes. Six code memories store your ID code plus those of five frequently-called stations. Control is provided through the front panel of the transceiver. The DVS-3 includes all features of the FRC-4, plus recording and playback of received signals and messages for transmission. See the *FT-6200 Operating Manual* for operational details.

The FRC-4 and DVS-3 install in the same location, and cannot both be installed together. If also installing the FTS-22 Tone Squelch Unit, save it until after the FRC-4 or DVS-3 is installed.

- ❒ Disconnect the DC power cable, and set the transceiver upside-down. Referring to Figure 1 on the next page, remove the six screws affixing the bottom cover, and remove the cover.
- ❒ Lift the speaker out of its bracket, and set the bracket and speaker aside for now. Referring to Figure 2, note the accessory mounting location. If the FTS-22 is already installed, you will need to remove it temporarily: just lift the FTS-22 board gently, allowing the double-sided tape underneath to come unstuck. Keep the tape with the FTS-22 board, and fold it aside for the moment (you need not disconnect it).
- ❒ If the FRC-4 is installed and you are installing a DVS-3 (or vice-versa), remove the screw holding the installed board, and unplug its three cables.
- ❒ Refer to Figure 3 for the location of the three connectors used by the FRC-4 and DVS-3 (just in front of the loudspeaker's position). Connect the cables from the FRC-4 or DVS-3 to these connectors carefully, so as not to install the plugs upside down.
- ❒ Position the FRC-4 or DVS-3 as shown in Figure 4, and use the supplied screw to fix it in place.
- ❒ If the FTS-22 was already installed, reuse the double-sided tape to stick it on top of the newly installed board, in the same way it was before (that is, with the cable running over the top of the FTS-22).
- ❒ If installing an FTS-22 in this transceiver for the first time, proceed to the FTS-22 procedure below. Otherwise, replace the loudspeaker and its bracket, the top cover, and its six screws.

FTS-22 Tone Squelch Unit Installation

The FTS-22 includes an encoder and decoder for 38 EIA standard subaudible CTCSS tones, programmable from the front panel of the FT-6200. It provides silent monitoring of busy channels when activated by the ENCode/DECode Tone Squelch function. Tone squelch operation on both bands requires only one FTS-22, and it may be installed after installing either the DVS-3 or FRC-4. See the *FT-6200 Operating Manual* for operational details.

- ❒ Disconnect the power cable, and turn the set upside-down. Referring to Figure 1 on the next page, remove the six screws affixing the bottom cover, and remove the cover.
- ❒ Referring to Figure 5, locate unused 12-pin connector J5005 inside the front panel.
- ❒ Peel the covering from one side of the double-sided tape provided with the FTS-22. If the FRC-4 or DVS-3 is installed in front of J5005, stick the tape on top of that board. Otherwise, stick it on the top of the VCO housing just behind J5005.
- ❒ Note in Figure 6 how the FTS-22 cable routes over the top of the board. Plug the FTS-22 cable into J5005. Then peel the covering from the exposed side of the tape, and press the FTS-22 onto it.

- ❒ The factory adjusts the output tone level (VR1 on the FTS-22) for the proper deviation, so it should require no further adjustment.
- ❒ Replace the bottom cover removed in the first step.



Figure 1.



Figure 2.



Figure 3.



Figure 4.



Figure 5.



Figure 6.

YSK-1/1L Trunk Mounting Kit Installation

The YSK-1/1L kits consist of a 3-m (YSK-1) or 6-m (YSK-1L) interconnecting cable for the Controller, and Controller mounting hardware. This allows the main body of the transceiver to be installed under a seat, in the trunk, or anywhere else out of the way, while the Controller is mounted on the dashboard. A choice of Controller mounting methods allows it to be easily removed and taken with you when leaving the vehicle.

To install the YSK-1/1L:

❒ Disconnect the DC power cable, and carefully lift the latch on the left side of the Front Panel/Controller while pulling the panel forward.

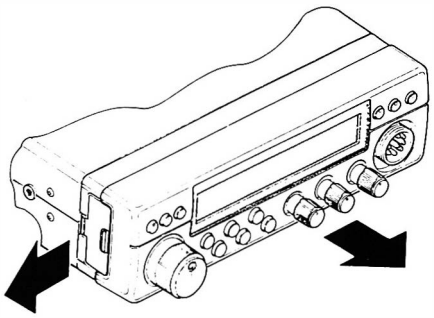

> ***Caution!***
>
> *Do not install the main body of the transceiver near a heating vent, nor in a tightly closed compartment – the heatsink need ventilation!*

❒ Use two of the supplied 12-mm (½-inch) machine screws to connect the mating end of the extension cable (the end with flat contacts) over the contacts on the front of the transceiver body, so that the cable exits the connector toward the center of the transceiver body.

❒ Mount the main body of the transceiver in the trunk or other out-of-the-way location using the MMB-37 Mounting Bracket supplied with the transceiver, as described on pages 7 and 8. Remember: DC power must be supplied to the main body, and at least one external speaker (page 9) should be connected.

❒ Route the external speaker cable and Controller interconnecting cable to the desired locations.

❒ Referring to the diagram on the next page, decide where to install the Front Panel/Controller, and which parts of the Controller mounting hardware you will need. The Controller Nest may be screwed directly to a flat surface, or installed with the hinged angle bracket. If you will not

need the hinged bracket, remove the two short machine screws affixing it to the Nest.

✘ *Do not mount the Controller Unit where it will be exposed to direct sunlight for long periods, nor where temperatures might exceed 60 °C (140 °F).*

❒ Use the two supplied self-tapping screws and flat washers to mount the Nest (with or without the metal bracket) to the car.

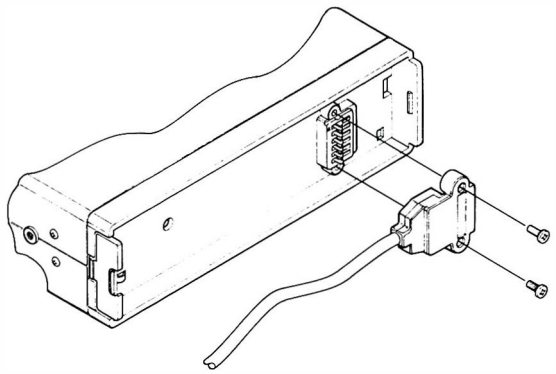

❒ Using the two supplied 7-mm (¼-inch) machine screws, mount the free end of the cable inside the Controller Nest so that the contacts face outward.

❒ Clip the Front Panel/Controller into the Nest, right side first.

Note: In cold climates the display on the Controller Unit may fail to operate in temperatures below –20 °C (–4 °F).

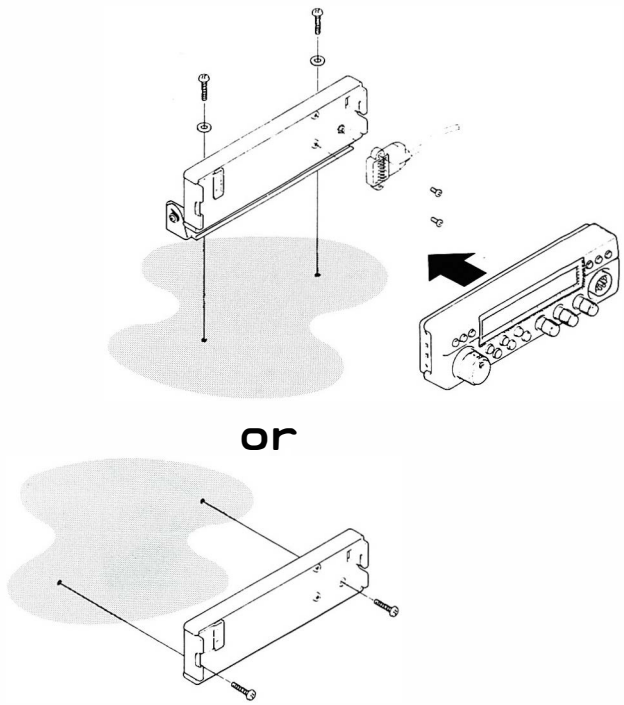

REF.	YAESU P/N	DESCRIPTION	MFGR'S DESIG.	VALUE	WV	TOL.	VERS.
		*** 1.2G PA UNIT ***					
	CA0238001	P.C.B. W COMP.					
	F3199101	P.C.B. W/O COMP.					
C 2201	K22140811	CHIP CAP.	GRM40B104M25PT	0.1uF	25V	B	
C 2202	K40129066	AL. ELECTRO. CAP.	RE3-16V471M	470uF	16V		
C 2203	K46120010	AL. ELECTRO. CAP.	RC2-16V470M-T34	47uF	16V		
C 2204	K46120008	AL. ELECTRO. CAP.	RC2-16V220M-T34	22uF	16V		
C 2205	K46120007	AL. ELECTRO. CAP.	16V101M6X7TR2	100uF	16V		
C 2206	K22170805	CHIP CAP.	GRM40B102M50PT	0.001uF	50V	B	
C 2207	K22170235	CHIP CAP.	GRM40CH101J50PT	100pF	50V	CH	
C 2208	K22170202	CHIP CAP.	GRM40CK010C50PT	1pF	50V	CK	
C 2209	K22170235	CHIP CAP.	GRM40CH101J50PT	100pF	50V	CH	
C 2210	K22170217	CHIP CAP.	GRM40CH180J50PT	18pF	50V	CH	
C 2211	K22170201	CHIP CAP.	GRM40CK0R5C50PT	0.5pF	50V	CK	
C 2212	K22170202	CHIP CAP.	GRM40CK010C50PT	1pF	50V	CK	
C 2213	K22170203	CHIP CAP.	GRM40CK020C50PT	2pF	50V	CK	
C 2214	K22170217	CHIP CAP.	GRM40CH180J50PT	18pF	50V	CH	
C 2215	K22170235	CHIP CAP.	GRM40CH101J50PT	100pF	50V	CH	
C 2216	K46120004	AL. ELECTRO. CAP.	16V100M4X7TR2	10uF	16V		
C 2217	K22170235	CHIP CAP.	GRM40CH101J50PT	100pF	50V	CH	
C 2218	K22170805	CHIP CAP.	GRM40B102M50PT	0.001uF	50V	B	
C 2219	K22170217	CHIP CAP.	GRM40CH180J50PT	18pF	50V	CH	
C 2220	K22170235	CHIP CAP.	GRM40CH101J50PT	100pF	50V	CH	
C 2221	K46120004	AL. ELECTRO. CAP.	16V100M4X7TR2	10uF	16V		
C 2222	K22170805	CHIP CAP.	GRM40B102M50PT	0.001uF	50V	B	
C 2223	K22170203	CHIP CAP.	GRM40CK020C50PT	2pF	50V	CK	
C 2224	K22170201	CHIP CAP.	GRM40CK0R5C50PT	0.5pF	50V	CK	
C 2225	K22170202	CHIP CAP.	GRM40CK010C50PT	1pF	50V	CK	
C 2226	K22170201	CHIP CAP.	GRM40CK0R5C50PT	0.5pF	50V	CK	
C 2227	K22170203	CHIP CAP.	GRM40CK020C50PT	2pF	50V	CK	
C 2228	K22170203	CHIP CAP.	GRM40CK020C50PT	2pF	50V	CK	
C 2229	K22170201	CHIP CAP.	GRM40CK0R5C50PT	0.5pF	50V	CK	
C 2230	K22170203	CHIP CAP.	GRM40CK020C50PT	2pF	50V	CK	
C 2231	K22170235	CHIP CAP.	GRM40CH101J50PT	100pF	50V	CH	
C 2232	K22170235	CHIP CAP.	GRM40CH101J50PT	100pF	50V	CH	
C 2233	K22170805	CHIP CAP.	GRM40B102M50PT	0.001uF	50V	B	
C 2234	K22170207	CHIP CAP.	GRM40CH060D50PT	6pF	50V	CH	
C 2235	K22170205	CHIP CAP.	GRM40CH040C50PT	4pF	50V	CH	
C 2236	K22170203	CHIP CAP.	GRM40CK020C50PT	2pF	50V	CK	
C 2237	K22170215	CHIP CAP.	GRM40CH150J50PT	15pF	50V	CH	
C 2238	K22170209	CHIP CAP.	GRM40CH080D50PT	8pF	50V	CH	
D 2201	G2090306	DIODE	10E1				
D 2202	G2090118	DIODE	1SS97				
D 2203	G2090118	DIODE	1SS97				
J 2201	P1090667	CONNECTOR	HSJ0913-01-160				
J 2202	P1090668	CONNECTOR	HSJ0912-01-050				
J 2203	P0090647	CONNECTOR	B2B-ZR				
J 2204	P0090789	CONNECTOR	9210B-1-06Z170-T				
J 2205	P0090789	CONNECTOR	9210B-1-06Z170-T				
JP2201	1.5D						
JP2202	1.5D						

REF.	YAESU P/N	DESCRIPTION	MFGR'S DESIG.	VALUE	WV	TOL.	VERS.
L 2201	L0021359	COIL	1.5T3.5D0.6UEW R				
P 2201	T9317877	WIRE-ASSY					
P 2202	T9317877	WIRE-ASSY					
Q 2201	G1090803	IC	M67711				
Q 2202	G1091112	IC	TDA7233D-TR				
R 2201	J24205479	CHIP RES.	RMC1/10T 4R7J	4.7	1/10W		
R 2202	J24275221	CHIP RES.	RMC1/2 221JCTP	220	1/2W		
R 2203	J24245229	CHIP RES.	RMC1/4 2R2JATP	2.2	1/4W		
R 2204	J24205103	CHIP RES.	RMC1/10T 103J	10K	1/10W		
R 2205	J24245229	CHIP RES.	RMC1/4 2R2JATP	2.2	1/4W		
R 2206	J24205103	CHIP RES.	RMC1/10T 103J	10K	1/10W		
R 2207	J24205103	CHIP RES.	RMC1/10T 103J	10K	1/10W		
R 2208	J24205223	CHIP RES.	RMC1/10T 223J	22K	1/10W		
RL2201	M1190094	RELAY	ARK115 DC9V		DC9V		
TP2201	Q5000082	TP-N IPS-1091	TP-N IPS-1091				

1.2G-PA UNIT(No.22XX)

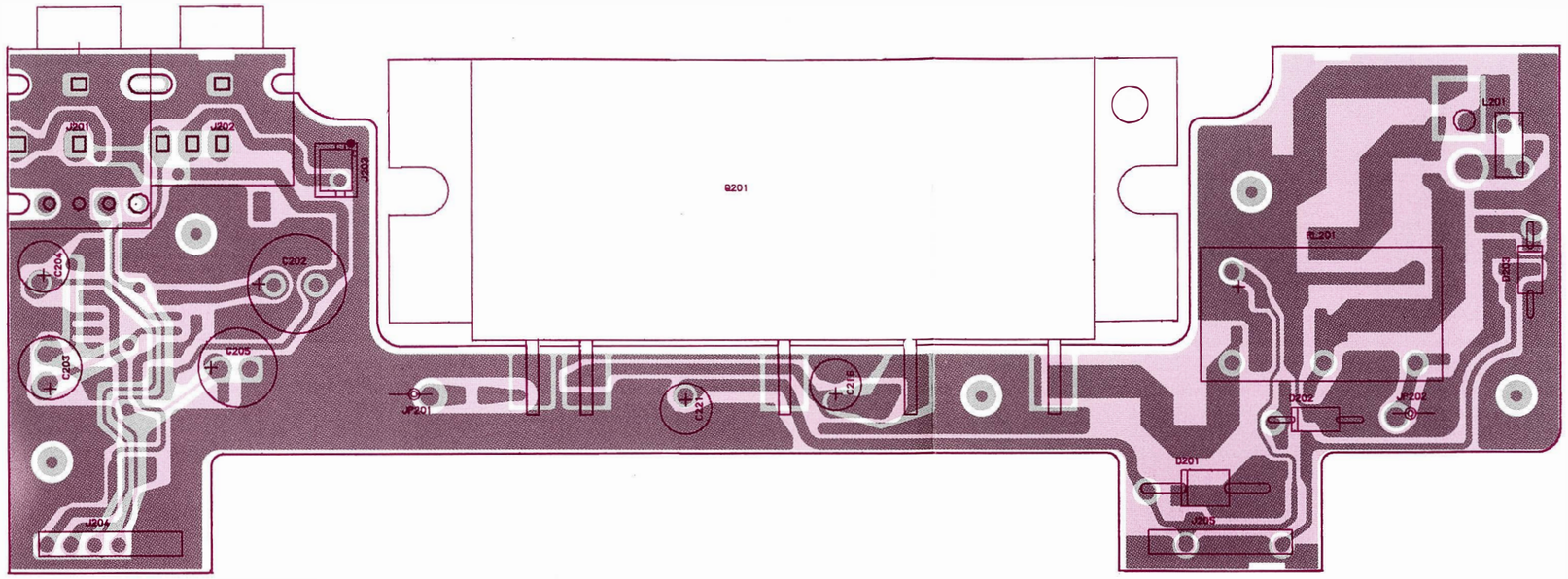

(obverse view of "component" side)

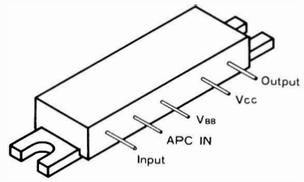

M67711
(Q2201)

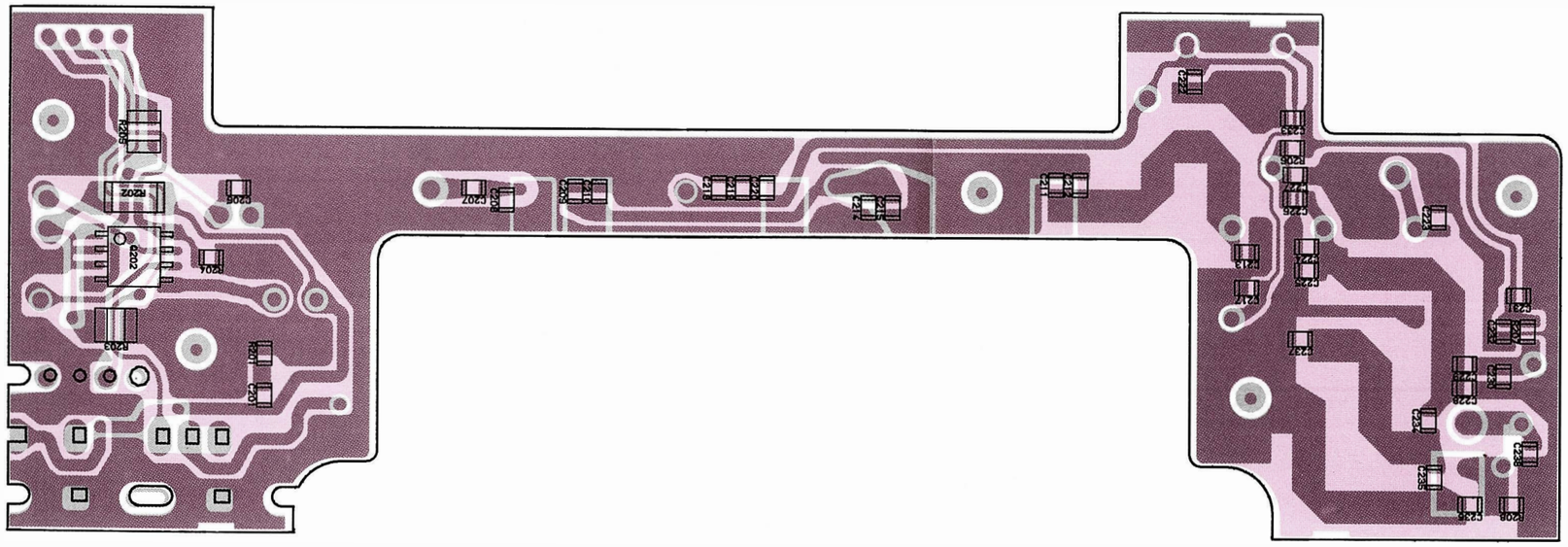

(obverse view of "chip-only" side)

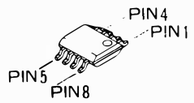

TDA7233D
(Q2202)

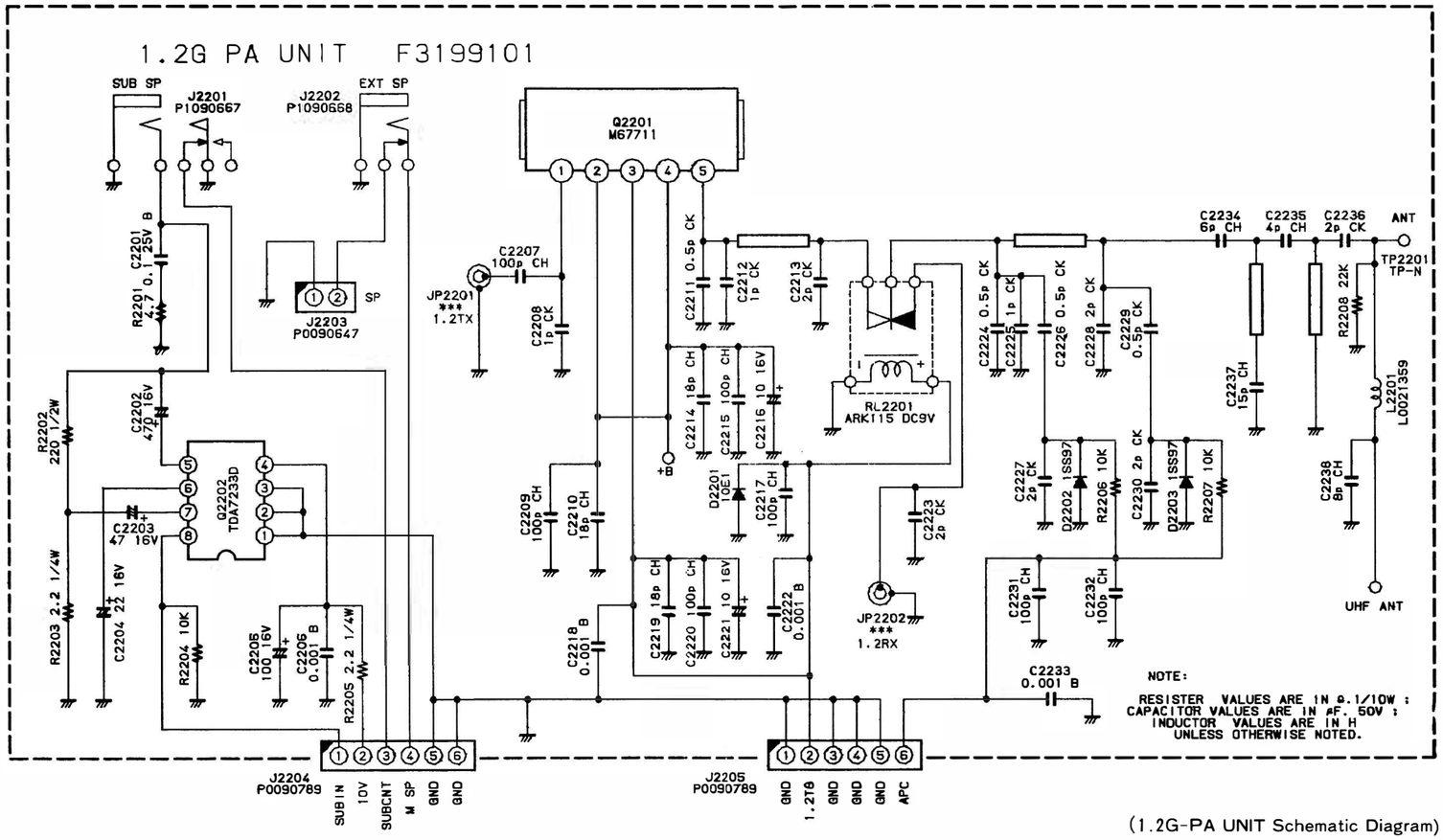

(1.2G-PA UNIT Schematic Diagram)

REF.	YAESU P/N	DESCRIPTION	MFGR'S DESIG.	VALUE	WV	TOL.	VERS.
		*** APC UNIT ***					
	CA0281001	P.C.B. W COMP.					
	F3200102A	P.C.B. W/O COMP.					
C 0201	K22174809	CHIP CAP.	GRM39B102M50PT	0.001uF	50V	B	
C 0202	K22120805	CHIP CAP.	GRM40R683M16PT	0.068uF	16V	R	
C 0203	K22174809	CHIP CAP.	GRM39B102M50PT	0.001uF	50V	B	
C 0204	K22174809	CHIP CAP.	GRM39B102M50PT	0.001uF	50V	B	
C 0205	K22174235	CHIP CAP.	GRM39CH101J50PT	100pF	50V	CH	
C 0206	K22174809	CHIP CAP.	GRM39B102M50PT	0.001uF	50V	B	
C 0207	K22174809	CHIP CAP.	GRM39B102M50PT	0.001uF	50V	B	
C 0208	K22174235	CHIP CAP.	GRM39CH101J50PT	100pF	50V	CH	
C 0209	K22174809	CHIP CAP.	GRM39B102M50PT	0.001uF	50V	B	
C 0210	K22174809	CHIP CAP.	GRM39B102M50PT	0.001uF	50V	B	
C 0211	K22174809	CHIP CAP.	GRM39B102M50PT	0.001uF	50V	B	
C 0212	K22174809	CHIP CAP.	GRM39B102M50PT	0.001uF	50V	B	
C 0213	K22174809	CHIP CAP.	GRM39B102M50PT	0.001uF	50V	B	
C 0214	K22174809	CHIP CAP.	GRM39B102M50PT	0.001uF	50V	B	
C 0215	K22174809	CHIP CAP.	GRM39B102M50PT	0.001uF	50V	B	
C 0216	K22174809	CHIP CAP.	GRM39B102M50PT	0.001uF	50V	B	
C 0217	K22174809	CHIP CAP.	GRM39B102M50PT	0.001uF	50V	B	
C 0218	K22174809	CHIP CAP.	GRM39B102M50PT	0.001uF	50V	B	
C 0219	K22174809	CHIP CAP.	GRM39B102M50PT	0.001uF	50V	B	
C 0220	K78100002	TANTALUM CHIP CAP.	F951A335MSAAF1Q2	3.3uF	10V		
C 0221	K22174809	CHIP CAP.	GRM39B102M50PT	0.001uF	50V	B	
C 0222	K78100002	TANTALUM CHIP CAP.	F951A335MSAAF1Q2	3.3uF	10V		
C 0223	K22174809	CHIP CAP.	GRM39B102M50PT	0.001uF	50V	B	
C 0224	K22174809	CHIP CAP.	GRM39B102M50PT	0.001uF	50V	B	
D 0201	G2070009	DIODE	1SS184 TE85R				
D 0202	G2070009	DIODE	1SS184 TE85R				
J 0201	P0090770	CONNECTOR	9230B-1-10Z005-T				
J 0202	P0090770	CONNECTOR	9230B-1-10Z005-T				
Q 0201	G3070008	TRANSISTOR	FMS1 T98				
Q 0202	G3341167G	TRANSISTOR	2SC4116GR TE85R				
Q 0203	G3070033	TRANSISTOR	DTC144EK T97				
Q 0204	G3070008	TRANSISTOR	FMS1 T98				
Q 0205	G3070033	TRANSISTOR	DTC144EK T97				
Q 0206	G3341167G	TRANSISTOR	2SC4116GR TE85R				
Q 0207	G3206247D	TRANSISTOR	2SB624-T2B BV4				
Q 0208	G3206247D	TRANSISTOR	2SB624-T2B BV4				
Q 0209	G3206247D	TRANSISTOR	2SB624-T2B BV4				
Q 0210	G3112137Y	TRANSISTOR	2SA1213Y TE12R				
Q 0211	G3070047	TRANSISTOR	DTA114EK T97				
Q 0212	G3070047	TRANSISTOR	DTA114EK T97				
Q 0213	G3070047	TRANSISTOR	DTA114EK T97				
Q 0214	G3070002	TRANSISTOR	DTC114EK T96				
Q 0215	G3112137Y	TRANSISTOR	2SA1213Y TE12R				
Q 0216	G3341167G	TRANSISTOR	2SC4116GR TE85R				
R 0201	J24185103	CHIP RES.	RMC1/16 103JATP	10K	1/16W		
R 0202	J24185103	CHIP RES.	RMC1/16 103JATP	10K	1/16W		
R 0203	J24185223	CHIP RES.	RMC1/16 223JATP	22K	1/16W		

REF.	YAESU P/N	DESCRIPTION	MFGR'S DESIG.	VALUE	WV	TOL.	VERS.
R 0204	J24185104	CHIP RES.	RMC1/16 104JATP	100K	1/16W		
R 0205	J24185102	CHIP RES.	RMC1/16 102JATP	1K	1/16W		
R 0206	J24185103	CHIP RES.	RMC1/16 103JATP	10K	1/16W		
R 0207	J24185103	CHIP RES.	RMC1/16 103JATP	10K	1/16W		
R 0208	J24185104	CHIP RES.	RMC1/16 104JATP	100K	1/16W		
R 0209	J24185102	CHIP RES.	RMC1/16 102JATP	1K	1/16W		
R 0210	J24185222	CHIP RES.	RMC1/16 222JATP	2.2K	1/16W		
R 0211	J24185471	CHIP RES.	RMC1/16 471JATP	470	1/16W		
R 0212	J24185222	CHIP RES.	RMC1/16 222JATP	2.2K	1/16W		
R 0213	J24185471	CHIP RES.	RMC1/16 471JATP	470	1/16W		
R 0214	J24185222	CHIP RES.	RMC1/16 222JATP	2.2K	1/16W		
R 0215	J24185471	CHIP RES.	RMC1/16 471JATP	470	1/16W		
R 0216	J24185471	CHIP RES.	RMC1/16 471JATP	470	1/16W		
R 0217	J24185152	CHIP RES.	RMC1/16 152JATP	1.5K	1/16W		
R 0218	J24185102	CHIP RES.	RMC1/16 102JATP	1K	1/16W		
R 0219	J24185472	CHIP RES.	RMC1/16 472JATP	4.7K	1/16W		
R 0220	J24185102	CHIP RES.	RMC1/16 102JATP	1K	1/16W		
VR0201	J50785222	POT.	RH03AVAJ3X01A	2.2K			
VR0202	J50785223	POT.	RH03AVAJ4X01A	22K			
VR0203	J50785222	POT.	RH03AVAJ3X01A	2.2K			
VR0204	J50785223	POT.	RH03AVAJ4X01A	22K			

APC UNIT (No.02XX)

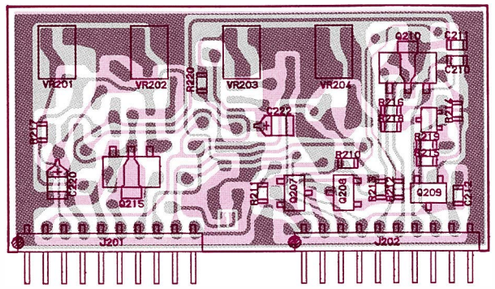

(obverse view of "component" side)

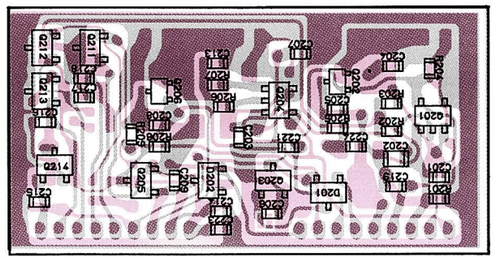

(obverse view of "chip-only" side)

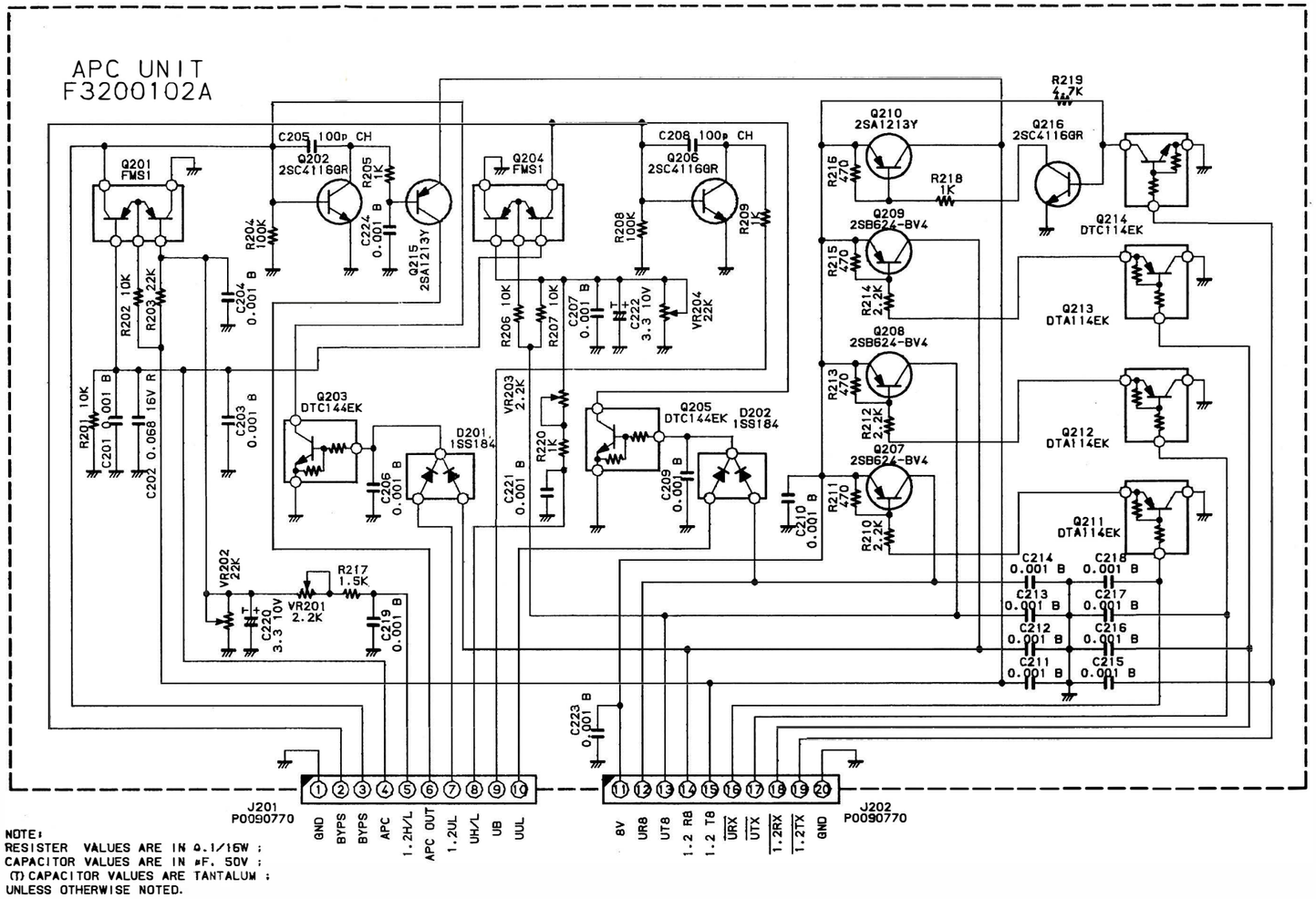

NOTE:
RESISTER VALUES ARE IN Ω.1/16W ;
CAPACITOR VALUES ARE IN μF. 50V ;
(T) CAPACITOR VALUES ARE TANTALUM ;
UNLESS OTHERWISE NOTED.

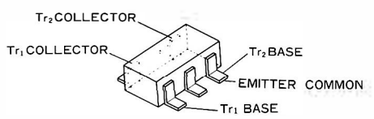

FMS1 (S1) (Q0201,Q0204)

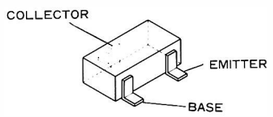

2SB624(BV4)
(Q0207,Q0208,Q0209)
2SC4116GR(LG)
(Q0202,Q0206,Q0216)
DTC144EK(26)
(Q0203,Q0205)
DTC114EK(24)
(Q0214)

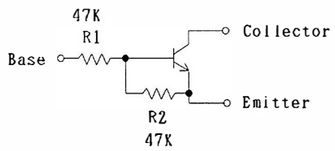

DTC 144EK CIRCUIT DIAGRAM

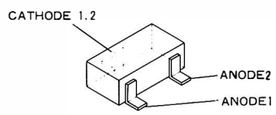

1SS184(B3)
(D0201,D0202)

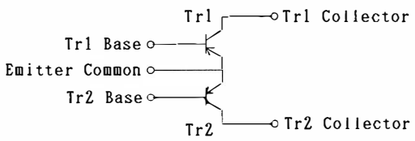

FMS1 CIRCUIT DIAGRAM

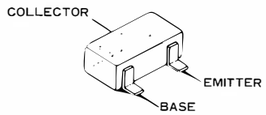

DTA114EK(14)
(Q0211,Q0212,Q0213)

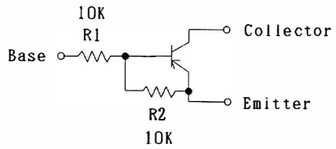

DTA114EK CIRCUIT DIAGRAM

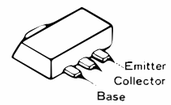

2SA1213Y(NO)
(Q0210,Q0215)

REF.	YAESU P/N	DESCRIPTION	MFGR'S DESIG.	VALUE	WV	TOL.	VERS.
		*** MIXER UNIT ***					
	CA0261001	P.C.B. W COMP.					
	F3200104A	P.C.B. W/O COMP.					
C 0301	K22174202	CHIP CAP.	GRM39CK010C50PT	1pF	50V	CK	
C 0302	K22174235	CHIP CAP.	GRM39CH101J50PT	100pF	50V	CH	
C 0303	K22144803	CHIP CAP.	GRM39B103K25PT	0.01uF	25V	B	
C 0304	K22174215	CHIP CAP.	GRM39CH150J50PT	15pF	50V	CH	
C 0305	K22144803	CHIP CAP.	GRM39B103K25PT	0.01uF	25V	B	
C 0306	K22174213	CHIP CAP.	GRM39CH120J50PT	12pF	50V	CH	
C 0307	K22144803	CHIP CAP.	GRM39B103K25PT	0.01uF	25V	B	
C 0308	K22174205	CHIP CAP.	GRM39CH040C50PT	4pF	50V	CH	
C 0310	K22174204	CHIP CAP.	GRM39CJ030C50PT	3pF	50V	CJ	
C 0312	K22144802	CHIP CAP.	GRM39B103M25PT	0.01uF	25V	B	
C 0313	K22144803	CHIP CAP.	GRM39B103K25PT	0.01uF	25V	B	
C 0314	K22174229	CHIP CAP.	GRM39CH560J50PT	56pF	50V	CH	
C 0315	K22174207	CHIP CAP.	GRM39CH060D50PT	6pF	50V	CH	
C 0316	K22144803	CHIP CAP.	GRM39B103K25PT	0.01uF	25V	B	
C 0317	K22144803	CHIP CAP.	GRM39B103K25PT	0.01uF	25V	B	
C 0318	K22174809	CHIP CAP.	GRM39B102M50PT	0.001uF	50V	B	
D 0301	G2070086	DIODE	1SS301 TE85R				
J 0301	P0090735	CONNECTOR	9230B-1-13Z005-T				
J 0302	P0090740	CONNECTOR	9230B-1-07Z005-T				
L 0301	L1690067	COIL	32CS 380NB-R68M=P	0.68uH			
L 0302	L1690074	CHIP COIL	LQH3NR82M92M00-	0.82uH			
L 0303	L1690029	COIL	32CS 380NB-33NM=P	0.033uH			
L 0304	L1690029	COIL	32CS 380NB-33NM=P	0.033uH			
Q 0301	G4070001	FET	SGM2006M-T8				
Q 0302	G4070001	FET	SGM2006M-T8				
R 0302	J24185331	CHIP RES.	RMC1/16 331JATP	330	1/16W		
R 0303	J24185101	CHIP RES.	RMC1/16 101JATP	100	1/16W		
R 0304	J24185471	CHIP RES.	RMC1/16 471JATP	470	1/16W		
R 0305	J24185331	CHIP RES.	RMC1/16 331JATP	330	1/16W		
R 0306	J24185101	CHIP RES.	RMC1/16 101JATP	100	1/16W		
R 0307	J24185000	CHIP RES.	RMC1/16 000JATP	0	1/16W		
R 0308	J24185103	CHIP RES.	RMC1/16 103JATP	10K	1/16W		
R 0310	J24185222	CHIP RES.	RMC1/16 222JATP	2.2K	1/16W		
X 0301	H9500120	XTAL	TCO-918L 12.80M				
XF0301	H1102194	XTAL	58N20B5				
XF0302	H1102194	XTAL	58N20B5				
XF0303	H1102187	XTAL	22T15BU				
XF0304	H1102187	XTAL	22T15BU				
	R3129530	XTAL HOLDER (4 pcs)					

Notes

MIXER UNIT (No.03XX)

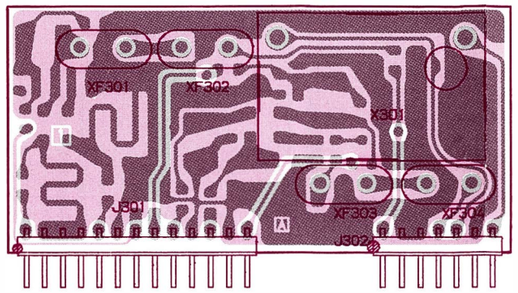

(obverse view of "component" side)

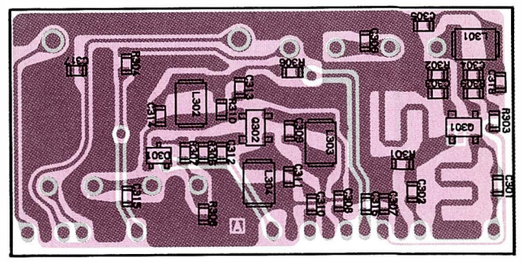

(obverse view of "chip-only" side)

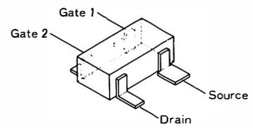

SGM2006M(M-254)
(Q0301, Q0302, Q0303)

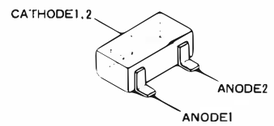

1SS301(B3)
(D0301)

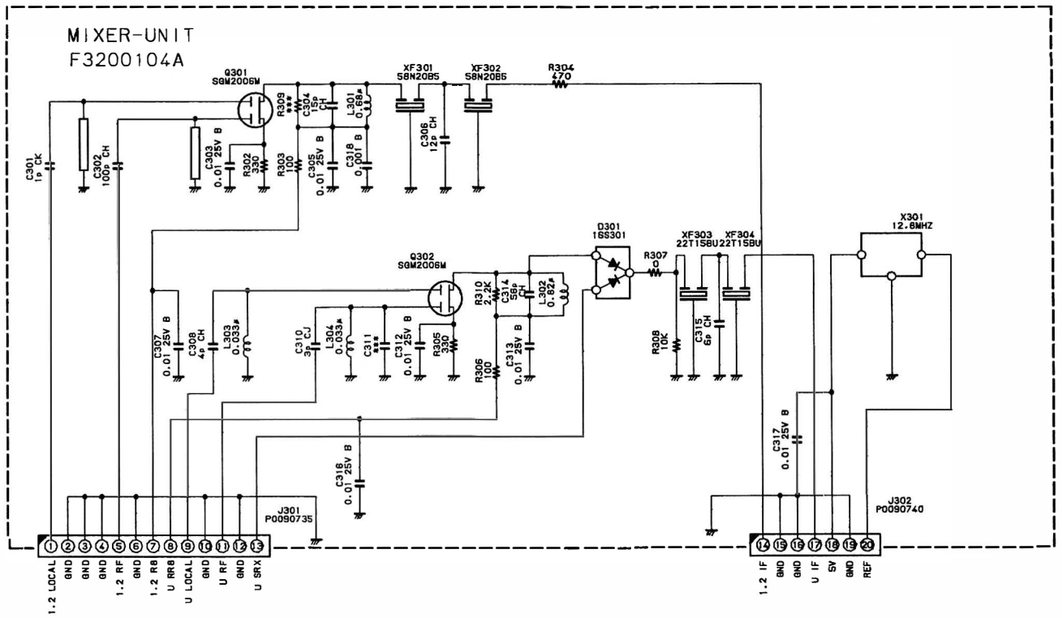

(MIXER UNIT Schematic Diagram)

REF.	YAESU P/N	DESCRIPTION	MFGR'S DESIG.	VALUE	WV	TOL.	VERS.
		*** IF UNIT ***					
	CA0245001	P.C.B. W COMP.					
	F3200103A	P.C.B. W/O COMP.					
C 0401	K22140811	CHIP CAP.	GRM40B104M25PT	0.1uF	25V	B	
C 0402	K22140811	CHIP CAP.	GRM40B104M25PT	0.1uF	25V	B	
C 0403	K22140811	CHIP CAP.	GRM40B104M25PT	0.1uF	25V	B	
C 0404	K22140811	CHIP CAP.	GRM40B104M25PT	0.1uF	25V	B	
C 0405	K22140811	CHIP CAP.	GRM40B104M25PT	0.1uF	25V	B	
C 0406	K22140811	CHIP CAP.	GRM40B104M25PT	0.1uF	25V	B	
C 0407	K22140811	CHIP CAP.	GRM40B104M25PT	0.1uF	25V	B	
C 0408	K22174805	CHIP CAP.	GRM39B471M50PT	470pF	50V	B	
C 0409	K22174805	CHIP CAP.	GRM39B471M50PT	470pF	50V	B	
C 0410	K22140811	CHIP CAP.	GRM40B104M25PT	0.1uF	25V	B	
C 0411	K22140811	CHIP CAP.	GRM40B104M25PT	0.1uF	25V	B	
C 0412	K22174805	CHIP CAP.	GRM39B471M50PT	470pF	50V	B	
C 0413	K22174805	CHIP CAP.	GRM39B471M50PT	470pF	50V	B	
C 0414	K22144802	CHIP CAP.	GRM39B103M25PT	0.01uF	25V	B	
C 0415	K22120805	CHIP CAP.	GRM40R683M16PT	0.068uF	16V	R	
C 0416	K22144802	CHIP CAP.	GRM39B103M25PT	0.01uF	25V	B	
C 0417	K22144802	CHIP CAP.	GRM39B103M25PT	0.01uF	25V	B	
C 0418	K22144802	CHIP CAP.	GRM39B103M25PT	0.01uF	25V	B	
C 0419	K22174235	CHIP CAP.	GRM39CH101J50PT	100pF	50V	CH	
C 0420	K22174235	CHIP CAP.	GRM39CH101J50PT	100pF	50V	CH	
C 0421	K22174235	CHIP CAP.	GRM39CH101J50PT	100pF	50V	CH	
C 0422	K22140811	CHIP CAP.	GRM40B104M25PT	0.1uF	25V	B	
C 0423	K22140811	CHIP CAP.	GRM40B104M25PT	0.1uF	25V	B	
C 0424	K22174237	CHIP CAP.	GRM39CH121J50PT	120pF	50V	CH	
C 0425	K22174229	CHIP CAP.	GRM39CH560J50PT	56pF	50V	CH	
C 0426	K22144802	CHIP CAP.	GRM39B103M25PT	0.01uF	25V	B	
C 0427	K22140811	CHIP CAP.	GRM40B104M25PT	0.1uF	25V	B	
C 0428	K22140811	CHIP CAP.	GRM40B104M25PT	0.1uF	25V	B	
C 0429	K22144802	CHIP CAP.	GRM39B103M25PT	0.01uF	25V	B	
C 0430	K22144802	CHIP CAP.	GRM39B103M25PT	0.01uF	25V	B	
C 0431	K22144802	CHIP CAP.	GRM39B103M25PT	0.01uF	25V	B	
C 0432	K22144802	CHIP CAP.	GRM39B103M25PT	0.01uF	25V	B	
CD0401	H7900480	CERAMIC DISC	CDBM455C7				
CD0402	H7900480	CERAMIC DISC	CDBM455C7				
D 0401	G2070088	DIODE	1SS302 TE85R				
D 0402	G2070088	DIODE	1SS302 TE85R				
D 0403	G2070086	DIODE	1SS301 TE85R				
D 0404	G2070086	DIODE	1SS301 TE85R				
D 0405	G2070084	DIODE	1SS300 TE85R				
J 0401	P0090711	CONNECTOR	9230B-1-15Z005-T				
J 0402	P0090710	CONNECTOR	9230B-1-14Z005-T				
Q 0401	G1090990	IC	M5223FP-72A				
Q 0402	G1090990	IC	M5223FP-72A				
Q 0403	G1091108	IC	MC3372ML				
Q 0404	G1091108	IC	MC3372ML				
R 0401	J24185000	CHIP RES.	RMC1/16 000JATP	0	1/16W		

REF.	YAESU P/N	DESCRIPTION	MFGR'S DESIG.	VALUE	WV	TOL.	VERS.
R 0402	J24185000	CHIP RES.	RMC1/16 000JATP	0	1/16W		
R 0403	J24185122	CHIP RES.	RMC1/16 122JATP	1.2K	1/16W		
R 0404	J24185122	CHIP RES.	RMC1/16 122JATP	1.2K	1/16W		
R 0406	J24185474	CHIP RES.	RMC1/16 474JATP	470K	1/16W		
R 0407	J24185123	CHIP RES.	RMC1/16 123JATP	12K	1/16W		
R 0408	J24185474	CHIP RES.	RMC1/16 474JATP	470K	1/16W		
R 0409	J24185123	CHIP RES.	RMC1/16 123JATP	12K	1/16W		
R 0410	J24185332	CHIP RES.	RMC1/16 332JATP	3.3K	1/16W		
R 0411	J24185332	CHIP RES.	RMC1/16 332JATP	3.3K	1/16W		
R 0412	J24185473	CHIP RES.	RMC1/16 473JATP	47K	1/16W		
R 0413	J24185122	CHIP RES.	RMC1/16 122JATP	1.2K	1/16W		
R 0415	J24185154	CHIP RES.	RMC1/16 154JATP	150K	1/16W		
R 0416	J24185334	CHIP RES.	RMC1/16 334JATP	330K	1/16W		
R 0417	J24185122	CHIP RES.	RMC1/16 122JATP	1.2K	1/16W		
R 0418	J24185103	CHIP RES.	RMC1/16 103JATP	10K	1/16W		
R 0419	J24185473	CHIP RES.	RMC1/16 473JATP	47K	1/16W		
R 0420	J24185473	CHIP RES.	RMC1/16 473JATP	47K	1/16W		
R 0421	J24185473	CHIP RES.	RMC1/16 473JATP	47K	1/16W		
R 0422	J24185473	CHIP RES.	RMC1/16 473JATP	47K	1/16W		
R 0423	J24185473	CHIP RES.	RMC1/16 473JATP	47K	1/16W		
R 0424	J24185471	CHIP RES.	RMC1/16 471JATP	470	1/16W		
R 0425	J24185182	CHIP RES.	RMC1/16 182JATP	1.8K	1/16W		
R 0426	J24185182	CHIP RES.	RMC1/16 182JATP	1.8K	1/16W		
R 0427	J24185223	CHIP RES.	RMC1/16 223JATP	22K	1/16W		
R 0428	J24185182	CHIP RES.	RMC1/16 182JATP	1.8K	1/16W		
R 0429	J24185182	CHIP RES.	RMC1/16 182JATP	1.8K	1/16W		
R 0430	J24185101	CHIP RES.	RMC1/16 101JATP	100	1/16W		
R 0431	J24185473	CHIP RES.	RMC1/16 473JATP	47K	1/16W		
R 0432	J24185101	CHIP RES.	RMC1/16 101JATP	100	1/16W		
TP0401	Q5000036	TP-G	TP-G MK1095				
TP0402	Q5000036	TP-G	TP-G MK1095				
VR0401	J50785473	POT.	RH03AVAS4X01A	47K			
VR0402	J50785473	POT.	RH03AVAS4X01A	47K			
VR0403	J50785103	POT.	RH03AVA14X01A	10K			
VR0404	J50785473	POT.	RH03AVAS4X01A	47K			
VR0405	J50785473	POT.	RH03AVAS4X01A	47K			
VR0406	J50785473	POT.	RH03AVAS4X01A	47K			

IF UNIT (No.04XX)

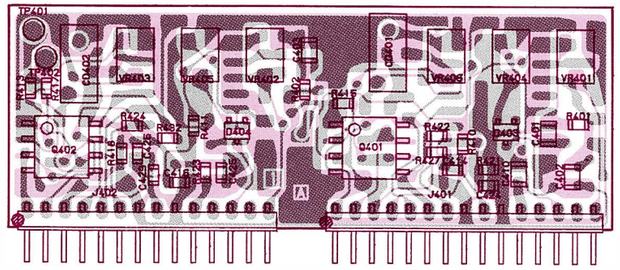

(obverse view of "component" side)

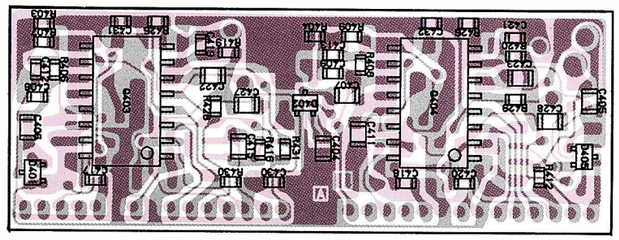

(obverse view of "chip-only" side)

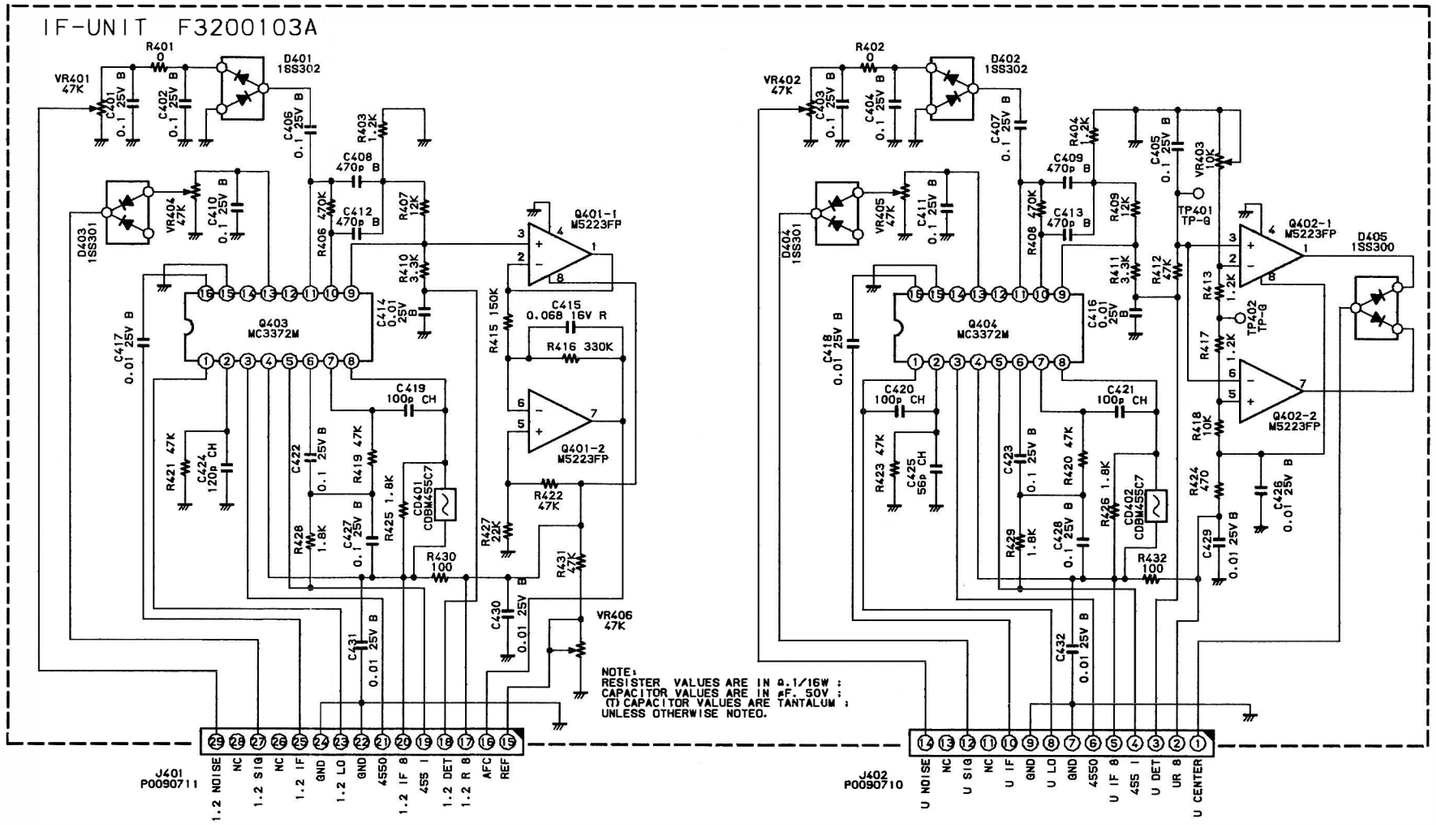

(IF UNIT Schematic Diagram)

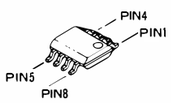

M5223FP
(Q0401, Q0402)

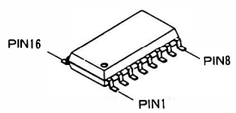

MC3372ML
(Q0403, Q0404)

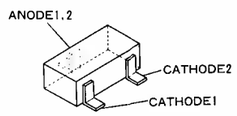

1SS300(A3)
(D0405)

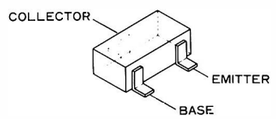

2SC1623(L6)
(D403, D404)

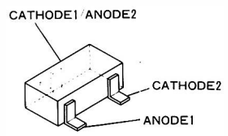

1SS302(C3)
(D0401, D0402)

REF.	YAESU P/N	DESCRIPTION	MFGR'S DESIG.	VALUE	WV	TOL.	VERS.
		*** AF UNIT ***					
	CA0427001	P.C.B. W COMP.					
	F3200101A	P.C.B. W/O COMP.					
C 0504	K22140807	CHIP CAP.	GRM40B223M25PT	0.022uF	25V	B	
C 0505	K22140807	CHIP CAP.	GRM40B223M25PT	0.022uF	25V	B	
C 0506	K22140811	CHIP CAP.	GRM40B104M25PT	0.1uF	25V	B	
C 0507	K78080019	TANTALUM CHIP CAP.	TEMSVB20J106M-8R	10uF	6.3V		
C 0508	K22140807	CHIP CAP.	GRM40B223M25PT	0.022uF	25V	B	
C 0509	K22170805	CHIP CAP.	GRM40B102M50PT	0.001uF	50V	B	
C 0510	K22140807	CHIP CAP.	GRM40B223M25PT	0.022uF	25V	B	
C 0511	K22140807	CHIP CAP.	GRM40B223M25PT	0.022uF	25V	B	
C 0512	K22140811	CHIP CAP.	GRM40B104M25PT	0.1uF	25V	B	
C 0513	K22140807	CHIP CAP.	GRM40B223M25PT	0.022uF	25V	B	
D 0501	G2070009	DIODE	1SS184 TE85R				
D 0502	G2070009	DIODE	1SS184 TE85R				
J 0501	P0090733	CONNECTOR	9230B-1-12Z005-T				
Q 0504	G3316237F	TRANSISTOR	2SC1623-T2BL6				
Q 0505	G3316237F	TRANSISTOR	2SC1623-T2BL6				
Q 0506	G1091035	IC	UPD4066BG-T2				
Q 0507	G3070034	TRANSISTOR	DTC124EK T97				
Q 0508	G3070034	TRANSISTOR	DTC124EK T97				
Q 0509	G3070034	TRANSISTOR	DTC124EK T97				
R 0503	J24205104	CHIP RES.	RMC1/10T 104J	100K	1/10W		
R 0507	J24205472	CHIP RES.	RMC1/10T 472J	4.7K	1/10W		
R 0508	J24205104	CHIP RES.	RMC1/10T 104J	100K	1/10W		
R 0509	J24205564	CHIP RES.	RMC1/10T 564J	560K	1/10W		
R 0510	J24205104	CHIP RES.	RMC1/10T 104J	100K	1/10W		
R 0511	J24205222	CHIP RES.	RMC1/10T 222J	2.2K	1/10W		
R 0512	J24205153	CHIP RES.	RMC1/10T 153J	15K	1/10W		
R 0513	J24205222	CHIP RES.	RMC1/10T 222J	2.2K	1/10W		
R 0514	J24205104	CHIP RES.	RMC1/10T 104J	100K	1/10W		
R 0515	J24205472	CHIP RES.	RMC1/10T 472J	4.7K	1/10W		
R 0516	J24205564	CHIP RES.	RMC1/10T 564J	560K	1/10W		
R 0517	J24205222	CHIP RES.	RMC1/10T 222J	2.2K	1/10W		
R 0518	J24205472	CHIP RES.	RMC1/10T 472J	4.7K	1/10W		
R 0519	J24205222	CHIP RES.	RMC1/10T 222J	2.2K	1/10W		
R 0520	J24205153	CHIP RES.	RMC1/10T 153J	15K	1/10W		

AF UNIT (No.05XX)

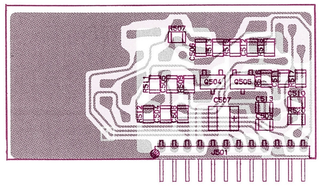

(obverse view of "component" side)

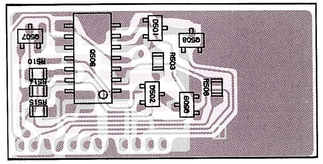

(obverse view of "chip-only" side)

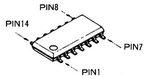

μPD4066BG
(Q0506)

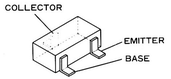

2SC1623(L6)
(Q0504, Q0505)
DTC124EK(25)
(Q0507, Q0508, Q0509)

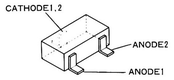

1SS184(B3)
(D0501, D0502)

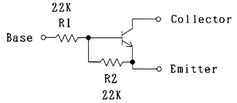

DTC124EK CIRCUIT DIAGRAM

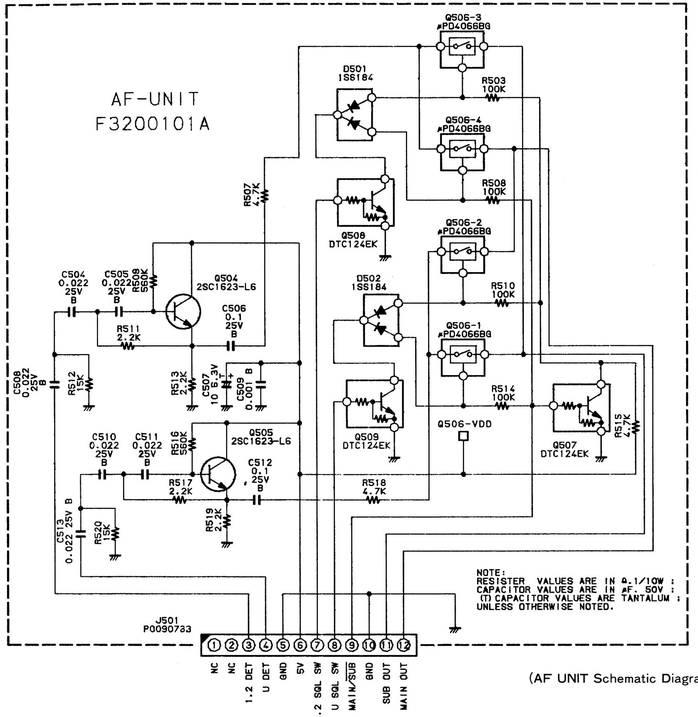

(AF UNIT Schematic Diagram)

REF.	YAESU P/N	DESCRIPTION	MFGR'S DESIG.	VALUE	WV	TOL.	VERS.
		*** 430 VCO UNIT ***					
	CA0429001	P.C.B. W COMP.					
	F3170101A	P.C.B. W/O COMP.					
C 0602	K22174803	CHIP CAP.	GRM39B331M50PT	330pF	50V	B	
C 0603	K22174809	CHIP CAP.	GRM39B102M50PT	0.001uF	50V	B	
C 0604	K22174809	CHIP CAP.	GRM39B102M50PT	0.001uF	50V	B	
C 0606	K22174235	CHIP CAP.	GRM39CH101J50PT	100pF	50V	CH	
C 0607	K22174202	CHIP CAP.	GRM39CK010C50PT	1pF	50V	CK	
C 0608	K22174809	CHIP CAP.	GRM39B102M50PT	0.001uF	50V	B	
C 0609	K22174809	CHIP CAP.	GRM39B102M50PT	0.001uF	50V	B	
C 0610	K78100015	TANTALUM CHIP CAP.	TEMSVA1A335M-8R	3.3uF	10V		
C 0611	K78100015	TANTALUM CHIP CAP.	TEMSVA1A335M-8R	3.3uF	10V		
C 0612	K22174809	CHIP CAP.	GRM39B102M50PT	0.001uF	50V	B	
C 0613	K22174207	CHIP CAP.	GRM39CH060D50PT	6pF	50V	CH	
C 0614	K22174202	CHIP CAP.	GRM39CK010C50PT	1pF	50V	CK	
C 0615	K22174202	CHIP CAP.	GRM39CK010C50PT	1pF	50V	CK	
C 0616	K22174204	CHIP CAP.	GRM39CJ030C50PT	3pF	50V	CJ	
C 0617	K22174809	CHIP CAP.	GRM39B102M50PT	0.001uF	50V	B	
C 0618	K22174809	CHIP CAP.	GRM39B102M50PT	0.001uF	50V	B	
C 0619	K22174809	CHIP CAP.	GRM39B102M50PT	0.001uF	50V	B	
D 0601	G2070114	DIODE	1T363-01-T08A				
D 0602	G2070114	DIODE	1T363-01-T08A				
D 0603	G2070118	DIODE	HSU277				
D 0604	G2070118	DIODE	HSU277				
D 0605	G2070032	DIODE	1SS153-T2B				
J 0601	P0090788	CONNECTOR	9230B-1-07Z021-T				
J 0602	P0090807	CONNECTOR	9230B-1-06Z023-T				
L 0601	L1690016	COIL	32CS 380LB-1ROM=P	1uH			
L 0602	L1690016	COIL	32CS 380LB-1ROM=P	1uH			
L 0603	L1690016	COIL	32CS 380LB-1ROM=P	1uH			
L 0604	L1690016	COIL	32CS 380LB-1ROM=P	1uH			
L 0605	L1690016	COIL	32CS 380LB-1ROM=P	1uH			
Q 0601	G3815777	FET	2SK1577				
Q 0602	G3342267B	TRANSISTOR	2SC4226-T2B R22				
Q 0603	G3341167G	TRANSISTOR	2SC4116GR TE85R				
R 0601	J24185471	CHIP RES.	RMC1/16 471JATP	470		1/16W	
R 0602	J24185103	CHIP RES.	RMC1/16 103JATP	10K		1/16W	
R 0603	J24185104	CHIP RES.	RMC1/16 104JATP	100K		1/16W	
R 0604	J24185100	CHIP RES.	RMC1/16 100JATP	10		1/16W	
R 0605	J24185222	CHIP RES.	RMC1/16 222JATP	2.2K		1/16W	
R 0606	J24185560	CHIP RES.	RMC1/16 560JATP	56		1/16W	
R 0607	J24185222	CHIP RES.	RMC1/16 222JATP	2.2K		1/16W	
R 0608	J24185103	CHIP RES.	RMC1/16 103JATP	10K		1/16W	
R 0609	J24185470	CHIP RES.	RMC1/16 470JATP	47		1/16W	
R 0610	J24185101	CHIP RES.	RMC1/16 101JATP	100		1/16W	
R 0611	J24185150	CHIP RES.	RMC1/16 150JATP	15		1/16W	
R 0612	J24185102	CHIP RES.	RMC1/16 102JATP	1K		1/16W	
T 0601	L0022098	COIL	EIV-4EN009EN				

430-VCO UNIT (No.06XX)

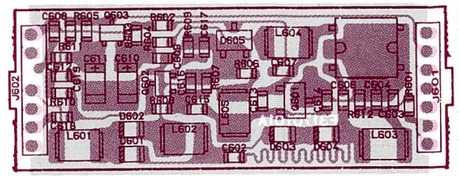

(obverse view of "component" side)



(obverse view of "solder" side)

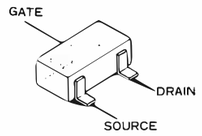

2SK1577(P1)
(Q0601)

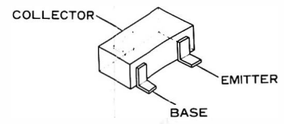

2SC4116GR(LG)
(Q0603)
2SC4226(R22)
(Q0602)

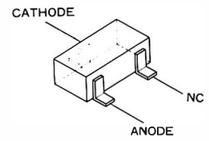

1SS153(A9)
(D0605)

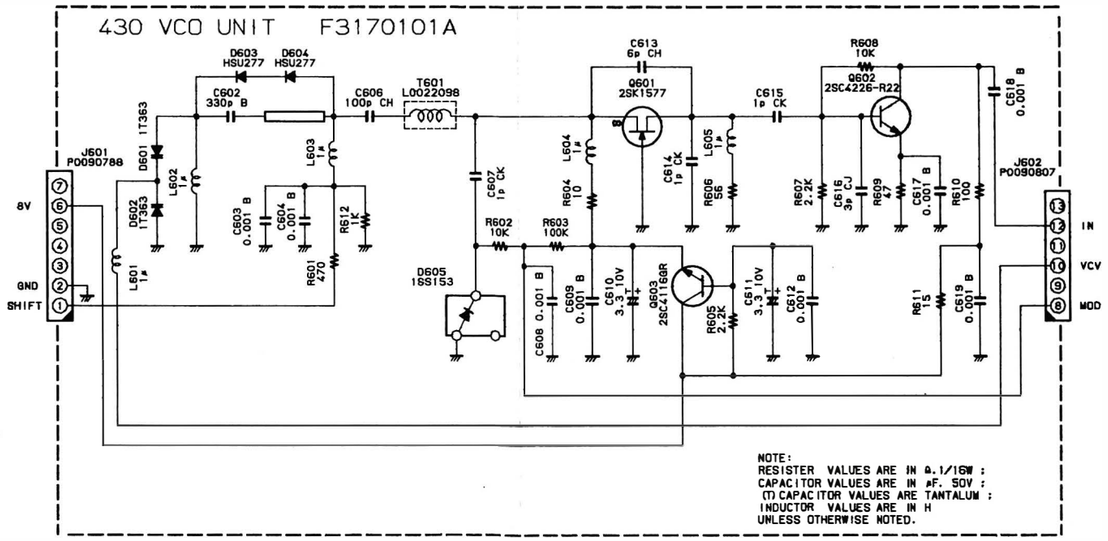

(430-VCO UNIT Schematic Diagram)

REF.	YAESU P/N	DESCRIPTION	MFGR'S DESIG.	VALUE	WV	TOL.	VERS.
		*** 430 PLL UNIT ***					
	CA0431001	P.C.B. W COMP.					
	F3169102	P.C.B. W/O COMP.					
C 0701	K22174206	CHIP CAP.	GRM39CH050C50PT	5pF	50V	CH	
C 0702	K22174235	CHIP CAP.	GRM39CH101J50PT	100pF	50V	CH	
C 0703	K22174235	CHIP CAP.	GRM39CH101J50PT	100pF	50V	CH	
C 0704	K22174235	CHIP CAP.	GRM39CH101J50PT	100pF	50V	CH	
C 0705	K22174204	CHIP CAP.	GRM39CJ030C50PT	3pF	50V	CJ	
C 0706	K22144802	CHIP CAP.	GRM39B103M25PT	0.01uF	25V	B	
C 0707	K78100010	TANTALUM CHIP CAP.	TESVB21A475M8R	4.7uF	10V		
C 0708	K22174809	CHIP CAP.	GRM39B102M50PT	0.001uF	50V	B	
C 0709	K22174809	CHIP CAP.	GRM39B102M50PT	0.001uF	50V	B	
C 0710	K22174809	CHIP CAP.	GRM39B102M50PT	0.001uF	50V	B	
C 0711	K22144802	CHIP CAP.	GRM39B103M25PT	0.01uF	25V	B	
C 0712	K70107475	TANTALUM CAP.	DN1A4R7M1S	4.7uF	10V		
C 0715	K22174809	CHIP CAP.	GRM39B102M50PT	0.001uF	50V	B	
C 0716	K22140811	CHIP CAP.	GRM40B104M25PT	0.1uF	25V	B	
C 0717	K22140811	CHIP CAP.	GRM40B104M25PT	0.1uF	25V	B	
L 0701	L1690029	COIL	32CS 380NB-33NM=P	0.033uH			
L 0702	L1690055	COIL	32CS 380HB-221K=P	220uH			
Q 0701	G1091123	IC	MB1504PF-G-BND-TF				
Q 0702	G3342157Y	TRANSISTOR	2SC4215Y TE85R				
Q 0703	G3115867Y	TRANSISTOR	2SA1586Y TE85R				
R 0701	J24185150	CHIP RES.	RMC1/16 150JATP	15	1/16W		
R 0702	J24185150	CHIP RES.	RMC1/16 150JATP	15	1/16W		
R 0703	J24185150	CHIP RES.	RMC1/16 150JATP	15	1/16W		
R 0704	J24185683	CHIP RES.	RMC1/16 683JATP	68K	1/16W		
R 0705	J24185333	CHIP RES.	RMC1/16 333JATP	33K	1/16W		
R 0706	J24185471	CHIP RES.	RMC1/16 471JATP	470	1/16W		
R 0707	J24185471	CHIP RES.	RMC1/16 471JATP	470	1/16W		
R 0708	J24185104	CHIP RES.	RMC1/16 104JATP	100K	1/16W		
R 0709	J24185472	CHIP RES.	RMC1/16 472JATP	4.7K	1/16W		
R 0710	J24185222	CHIP RES.	RMC1/16 222JATP	2.2K	1/16W		
R 0711	J24185102	CHIP RES.	RMC1/16 102JATP	1K	1/16W		
R 0712	J24185222	CHIP RES.	RMC1/16 222JATP	2.2K	1/16W		

430-PLL UNIT (No.07XX)

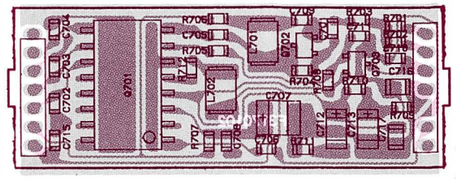

(obverse view of "component" side)



(obverse view of "solder" side)

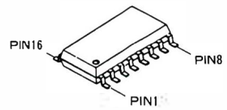

MB1504PF
(Q0701)

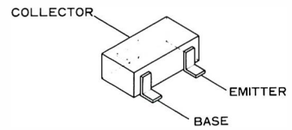

2SA1586Y(SO)
(Q0703)
2SC4215Y(QY)
(Q0702)

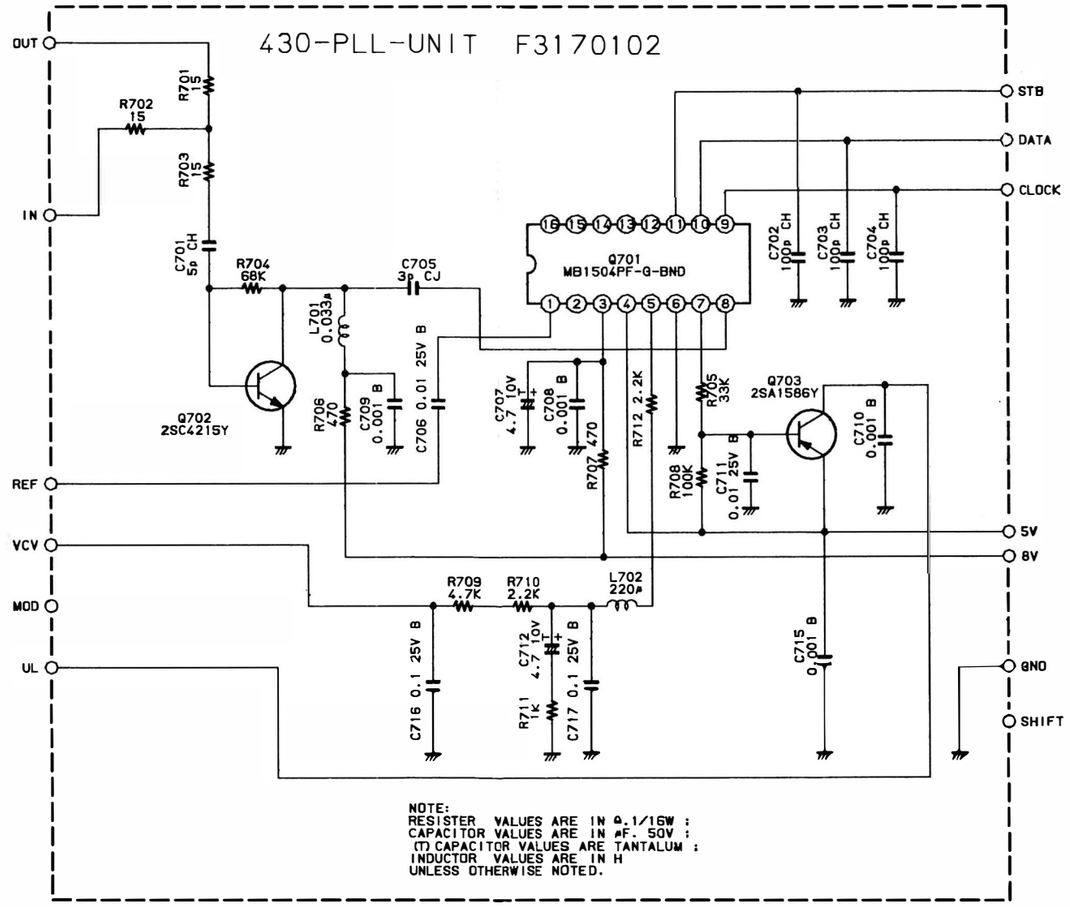

(430-PLL UNIT Schematic Diagram)

REF.	YAESU P/N	DESCRIPTION	MFGR'S DESIG.	VALUE	WV	TOL.	VERS.
		*** 1.2G VCO UNIT ***					
	CA0246001	P.C.B. W COMP.					
	F3201101	P.C.B. W/O COMP.					
C 0801	K22174809	CHIP CAP.	GRM39B102M50PT	0.001uF	50V	B	
C 0802	K22174223	CHIP CAP.	GRM39CH330J50PT	33pF	50V	CH	
C 0803	K22174201	CHIP CAP.	GRM39CK0R5C50PT	0.5pF	50V	CK	
C 0804	K22174201	CHIP CAP.	GRM39CK0R5C50PT	0.5pF	50V	CK	
C 0805	K22174202	CHIP CAP.	GRM39CK010C50PT	1pF	50V	CK	
C 0806	K22174203	CHIP CAP.	GRM39CK020C50PT	2pF	50V	CK	
C 0807	K22174204	CHIP CAP.	GRM39CJ030C50PT	3pF	50V	CJ	
C 0808	K22174205	CHIP CAP.	GRM39CH040C50PT	4pF	50V	CH	
C 0809	K22174202	CHIP CAP.	GRM39CK010C50PT	1pF	50V	CK	
C 0810	K22174205	CHIP CAP.	GRM39CH040C50PT	4pF	50V	CH	
C 0811	K22174202	CHIP CAP.	GRM39CK010C50PT	1pF	50V	CK	
C 0812	K22174227	CHIP CAP.	GRM39CH470J50PT	47pF	50V	CH	
C 0813	K22174235	CHIP CAP.	GRM39CH101J50PT	100pF	50V	CH	
C 0814	K22174208	CHIP CAP.	GRM39CH070D50PT	7pF	50V	CH	
C 0815	K22174208	CHIP CAP.	GRM39CH070D50PT	7pF	50V	CH	
C 0816	K22174202	CHIP CAP.	GRM39CK010C50PT	1pF	50V	CK	
C 0817	K22174202	CHIP CAP.	GRM39CK010C50PT	1pF	50V	CK	
C 0818	K22174207	CHIP CAP.	GRM39CH060D50PT	6pF	50V	CH	
C 0819	K22174809	CHIP CAP.	GRM39B102M50PT	0.001uF	50V	B	
C 0820	K22174805	CHIP CAP.	GRM39B471M50PT	470pF	50V	B	
C 0821	K22174235	CHIP CAP.	GRM39CH101J50PT	100pF	50V	CH	
C 0822	K78100015	TANTALUM CHIP CAP.	TEMSVA1A335M-8R	3.3uF	10V		
C 0823	K78100016	TANTALUM CHIP CAP.	TEMSVB21A685M-8R	6.8uF	10V		
C 0824	K22174235	CHIP CAP.	GRM39CH101J50PT	100pF	50V	CH	
C 0825	K22174211	CHIP CAP.	GRM39CH100D50PT	10pF	50V	CH	
D 0801	G2070102	DIODE	1T362-T8				
D 0802	G2070102	DIODE	1T362-T8				
D 0803	G2070032	DIODE	1SS153-T2B				
J 0801	P0090788	CONNECTOR	9230B-1-07Z021-T				
J 0802	P0090807	CONNECTOR	9230B-1-06Z023-T				
L 0801	L1690019	COIL	32CS 380NB-R10M=P	0.1uH			
L 0802	L1690029	COIL	32CS 380NB-33NM=P	0.033uH			
L 0803	L1690136	M.RFC	ELJ-NC15NKF	0.001			
L 0804	L1690024	COIL	32CS 380NB-68NM=P	0.068uH			
L 0805	L1690019	COIL	32CS 380NB-R10M=P	0.1uH			
L 0806	L1690056	COIL	32CS 380NB-10NM=P	0.01uH			
Q 0801	G3805087B	FET	2SK508-T2B K52				
Q 0802	G3342267B	TRANSISTOR	2SC4226-T2B R22				
Q 0803	G3341167G	TRANSISTOR	2SC4116GR TE85R				
R 0801	J24185470	CHIP RES.	RMC1/16 470JATP	47	1/16W		
R 0802	J24185470	CHIP RES.	RMC1/16 470JATP	47	1/16W		
R 0803	J24185100	CHIP RES.	RMC1/16 100JATP	10	1/16W		
R 0804	J24185103	CHIP RES.	RMC1/16 103JATP	10K	1/16W		
R 0805	J24185223	CHIP RES.	RMC1/16 223JATP	22K	1/16W		
R 0806	J24185820	CHIP RES.	RMC1/16 820JATP	82	1/16W		
R 0807	J24185470	CHIP RES.	RMC1/16 470JATP	47	1/16W		

REF.	YAESU P/N	DESCRIPTION	MFGR'S DESIG.	VALUE	WV	TOL.	VERS.
R 0808	J24185392	CHIP RES.	RMC1/16 392JATP	3.9K	1/16W		
R 0809	J24185223	CHIP RES.	RMC1/16 223JATP	22K	1/16W		
R 0810	J24185221	CHIP RES.	RMC1/16 221JATP	220	1/16W		
R 0811	J24185000	CHIP RES.	RMC1/16 000JATP	0	1/16W		
R 0812	J24185102	CHIP RES.	RMC1/16 102JATP	1K	1/16W		

1.2G-VCO UNIT (No.08XX)

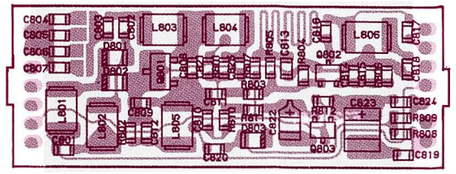

(obverse view of "component" side)



(obverse view of "solder" side)

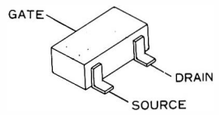

2SK508 (K52)
(Q0801)

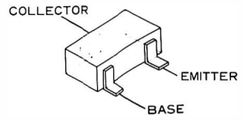

2SC4226 (R22)
(Q0802)
2SC4116GR (LG)
(D0803)

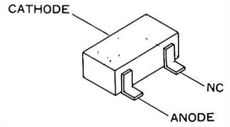

1SS153 (A9)
(Q0803)

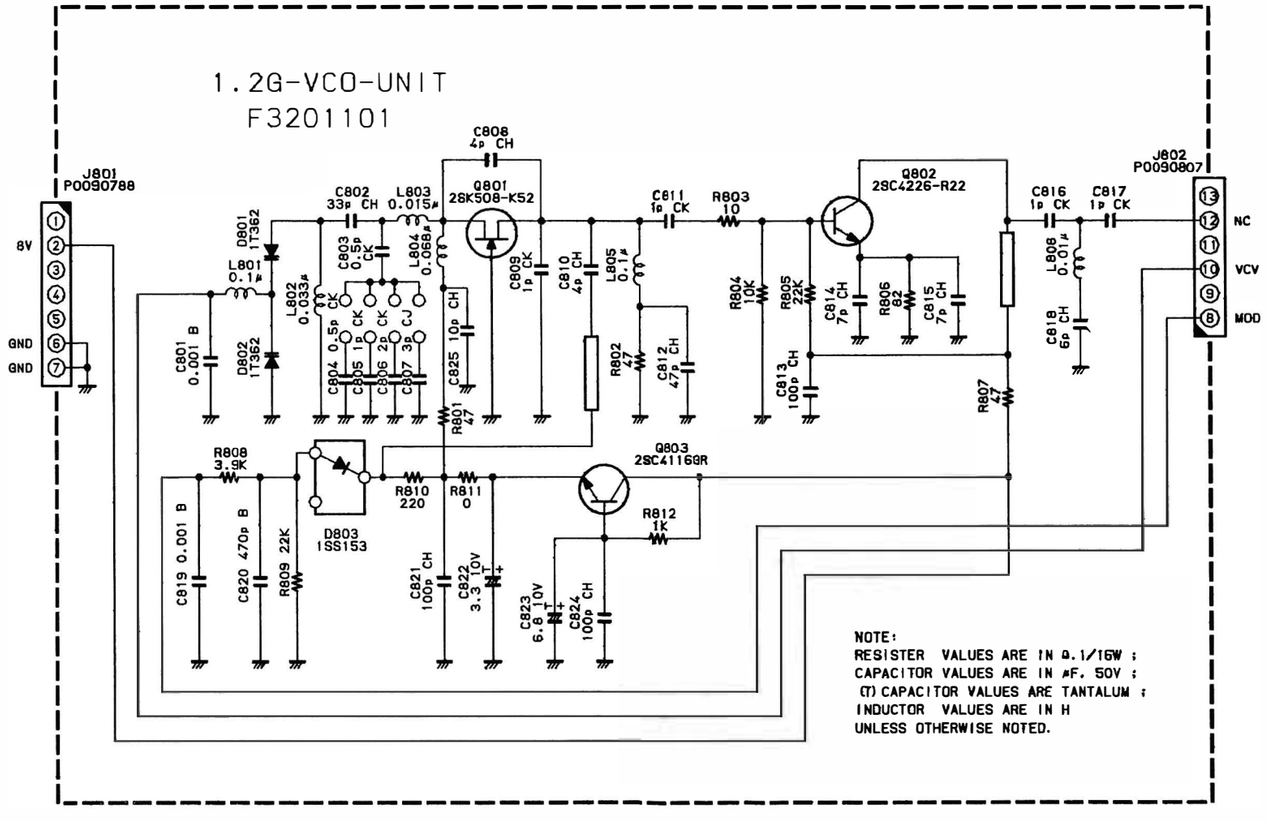

(1.2G-VCO UNIT Schematic Diagram)

REF.	YAESU P/N	DESCRIPTION	MFGR'S DESIG.	VALUE	WV	TOL.	VERS.
		*** 1.2G PLL UNIT ***					
	CA0282001	P.C.B. W COMP.					
	F3170102A	P.C.B. W/O COMP.					
C 1701	K22174203	CHIP CAP.	GRM39CK020C50PT	2pF	50V	CK	
C 1702	K22174235	CHIP CAP.	GRM39CH101J50PT	100pF	50V	CH	
C 1703	K22174235	CHIP CAP.	GRM39CH101J50PT	100pF	50V	CH	
C 1704	K22174235	CHIP CAP.	GRM39CH101J50PT	100pF	50V	CH	
C 1705	K22174203	CHIP CAP.	GRM39CK020C50PT	2pF	50V	CK	
C 1706	K22144802	CHIP CAP.	GRM39B103M25PT	0.01uF	25V	B	
C 1707	K78100010	TANTALUM CHIP CAP.	TESVB21A475M8R	4.7uF	10V		
C 1708	K22174809	CHIP CAP.	GRM39B102M50PT	0.001uF	50V	B	
C 1709	K22174235	CHIP CAP.	GRM39CH101J50PT	100pF	50V	CH	
C 1710	K22174809	CHIP CAP.	GRM39B102M50PT	0.001uF	50V	B	
C 1711	K22144802	CHIP CAP.	GRM39B103M25PT	0.01uF	25V	B	
C 1712	K78140011	TANTALUM CHIP CAP.	TESVC1E475M12R	4.7uF	25V		
C 1713	K22120805	CHIP CAP.	GRM40R683M16PT	0.068uF	16V	R	
C 1714	K22174809	CHIP CAP.	GRM39B102M50PT	0.001uF	50V	B	
C 1715	K22174809	CHIP CAP.	GRM39B102M50PT	0.001uF	50V	B	
C 1716	K78160024	TANTALUM CHIP CAP.	TESVA1V683M1-8R	0.068	35V		
C 1717	K22174235	CHIP CAP.	GRM39CH101J50PT	100pF	50V	CH	
C 1718	K22174235	CHIP CAP.	GRM39CH101J50PT	100pF	50V	CH	
C 1719	K22120805	CHIP CAP.	GRM40R683M16PT	0.068uF	16V	R	
C 1720	K22174235	CHIP CAP.	GRM39CH101J50PT	100pF	50V	CH	
C 1721	K22174235	CHIP CAP.	GRM39CH101J50PT	100pF	50V	CH	
Q 1701	G1091124	IC	MB1507PF-G-BND-TF				
Q 1702	G3342267B	TRANSISTOR	2SC4226-T2B R22				
Q 1703	G3115867Y	TRANSISTOR	2SA1586Y TE85R				
R 1701	J24185150	CHIP RES.	RMC1/16 150JATP	15	1/16W		
R 1702	J24185150	CHIP RES.	RMC1/16 150JATP	15	1/16W		
R 1703	J24185150	CHIP RES.	RMC1/16 150JATP	15	1/16W		
R 1704	J24185683	CHIP RES.	RMC1/16 683JATP	68K	1/16W		
R 1705	J24185333	CHIP RES.	RMC1/16 333JATP	33K	1/16W		
R 1706	J24185471	CHIP RES.	RMC1/16 471JATP	470	1/16W		
R 1707	J24185470	CHIP RES.	RMC1/16 470JATP	47	1/16W		
R 1708	J24185104	CHIP RES.	RMC1/16 104JATP	100K	1/16W		
R 1709	J24185103	CHIP RES.	RMC1/16 103JATP	10K	1/16W		
R 1710	J24185682	CHIP RES.	RMC1/16 682JATP	6.8K	1/16W		
R 1711	J24185102	CHIP RES.	RMC1/16 102JATP	1K	1/16W		
R 1712	J24185331	CHIP RES.	RMC1/16 331JATP	330	1/16W		

1.2G-PLL UNIT (No.17XX)

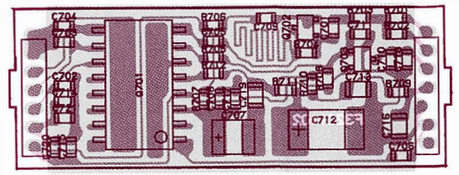

(obverse view of "component" side)

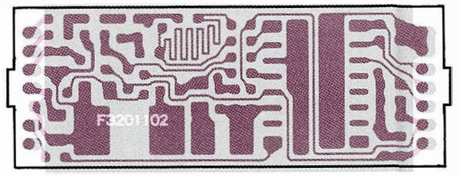

(obverse view of "solder" side)

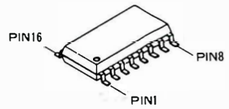

MB1507PF
(Q1701)

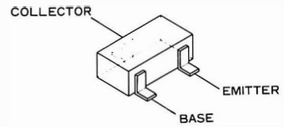

2SA1586Y(SO)
(Q1703)
2SC4226(R22)
(Q1702)

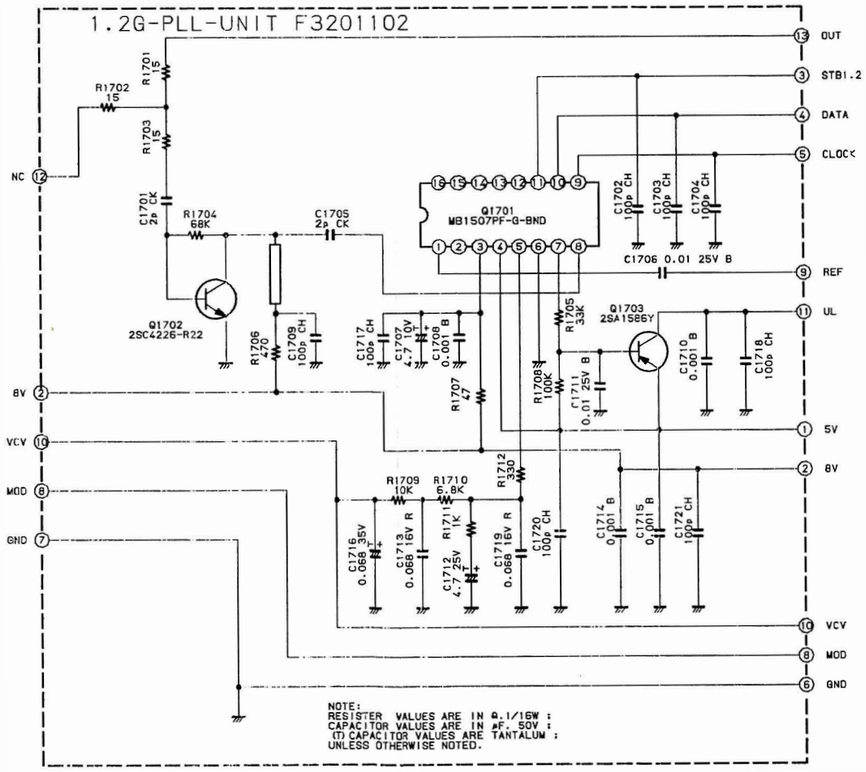

(1.2G-PLL UNIT Schematic Diagram)

REF.	YAESU P/N	DESCRIPTION	MFGR'S DESIG.	VALUE	WV	TOL.	VERS.
		*** MAIN UNIT ***					
	CS0979003	P.C.B. W COMP.					
	CS0978004	P.C.B. W 1.2G VCO/PLL,430 VCO/PLL,APC,MIXER,IF,AF UNIT COMP.					DST EXP
	CS0978005	P.C.B. W 1.2G VCO/PLL,430 VCO/PLL,APC,MIXER,IF,AF UNIT COMP.					DST USA
	F3198000A	P.C.B. W/O COMP.					
C 1001	K40129066	AL.ELECTRO.CAP.	RE3-16V471M	470uF	16V		
C 1002	K22170805	CHIP CAP.	GRM40B102M50PT	0.001uF	50V	B	
C 1003	K22170213	CHIP CAP.	GRM40CH120J50PT	12pF	50V	CH	
C 1004	K22170207	CHIP CAP.	GRM40CH060D50PT	6pF	50V	CH	
C 1005	K22170221	CHIP CAP.	GRM40CH270J50PT	27pF	50V	CH	
C 1007	K22170203	CHIP CAP.	GRM40CK020C50PT	2pF	50V	CK	
C 1008	K22170211	CHIP CAP.	GRM40CH100D50PT	10pF	50V	CH	
C 1009	K22170204	CHIP CAP.	GRM40CJ030C50PT	3pF	50V	CJ	
C 1010	K22170206	CHIP CAP.	GRM40CH050C50PT	5pF	50V	CH	
C 1011	K22170204	CHIP CAP.	GRM40CJ030C50PT	3pF	50V	CJ	
C 1012	K22170219	CHIP CAP.	GRM40CH220J50PT	22pF	50V	CH	
C 1013	K22170203	CHIP CAP.	GRM40CK020C50PT	2pF	50V	CK	
C 1014	K22170202	CHIP CAP.	GRM40CK010C50PT	1pF	50V	CK	
C 1015	K22170206	CHIP CAP.	GRM40CH050C50PT	5pF	50V	CH	
C 1016	K22170202	CHIP CAP.	GRM40CK010C50PT	1pF	50V	CK	
C 1018	K22170206	CHIP CAP.	GRM40CH050C50PT	5pF	50V	CH	
C 1019	K22170202	CHIP CAP.	GRM40CK010C50PT	1pF	50V	CK	
C 1020	K22174207	CHIP CAP.	GRM39CH060D50PT	6pF	50V	CH	
C 1021	K46120004	AL.ELECTRO.CAP.	16V100M4X7TR2	10uF	16V		
C 1022	K46120004	AL.ELECTRO.CAP.	16V100M4X7TR2	10uF	16V		
C 1023	K46120009	AL.ELECTRO.CAP.	RC2-16V330M-T34	33uF	16V		
C 1024	K46120009	AL.ELECTRO.CAP.	RC2-16V330M-T34	33uF	16V		
C 1025	K22170209	CHIP CAP.	GRM40CH080D50PT	8pF	50V	CH	
C 1026	K46120004	AL.ELECTRO.CAP.	16V100M4X7TR2	10uF	16V		
C 1027	K22170210	CHIP CAP.	GRM40CH090D50PT	9pF	50V	CH	
C 1028	K22170210	CHIP CAP.	GRM40CH090D50PT	9pF	50V	CH	
C 1029	K46120004	AL.ELECTRO.CAP.	16V100M4X7TR2	10uF	16V		
C 1030	K22170215	CHIP CAP.	GRM40CH150J50PT	15pF	50V	CH	
C 1031	K22170805	CHIP CAP.	GRM40B102M50PT	0.001uF	50V	B	
C 1032	K22170215	CHIP CAP.	GRM40CH150J50PT	15pF	50V	CH	
C 1033	K22170235	CHIP CAP.	GRM40CH101J50PT	100pF	50V	CH	
C 1034	K46120004	AL.ELECTRO.CAP.	16V100M4X7TR2	10uF	16V		
C 1035	K22170203	CHIP CAP.	GRM40CK020C50PT	2pF	50V	CK	
C 1036	K22170251	CHIP CAP.	GRM40CH471J50PT	470pF	50V	CH	
C 1037	K22170251	CHIP CAP.	GRM40CH471J50PT	470pF	50V	CH	
C 1038	K22170805	CHIP CAP.	GRM40B102M50PT	0.001uF	50V	B	
C 1039	K22170805	CHIP CAP.	GRM40B102M50PT	0.001uF	50V	B	
C 1040	K22170221	CHIP CAP.	GRM40CH270J50PT	27pF	50V	CH	
C 1041	K22170251	CHIP CAP.	GRM40CH471J50PT	470pF	50V	CH	
C 1042	K22170251	CHIP CAP.	GRM40CH471J50PT	470pF	50V	CH	
C 1043	K22170210	CHIP CAP.	GRM40CH090D50PT	9pF	50V	CH	
C 1044	K22170805	CHIP CAP.	GRM40B102M50PT	0.001uF	50V	B	
C 1046	K22170805	CHIP CAP.	GRM40B102M50PT	0.001uF	50V	B	
C 1047	K22170235	CHIP CAP.	GRM40CH101J50PT	100pF	50V	CH	
C 1048	K22170251	CHIP CAP.	GRM40CH471J50PT	470pF	50V	CH	
C 1049	K22170805	CHIP CAP.	GRM40B102M50PT	0.001uF	50V	B	
C 1050	K22174809	CHIP CAP.	GRM39B102M50PT	0.001uF	50V	B	
C 1051	K22170235	CHIP CAP.	GRM40CH101J50PT	100pF	50V	CH	
C 1052	K22174809	CHIP CAP.	GRM39B102M50PT	0.001uF	50V	B	

REF.	YAESU P/N	DESCRIPTION	MFGR'S DESIG.	VALUE	WV	TOL.	VERS.
C 1053	K22174235	CHIP CAP.	GRM39CH101J50PT	100pF	50V	CH	
C 1054	K22174809	CHIP CAP.	GRM39B102M50PT	0.001uF	50V	B	
C 1055	K22174235	CHIP CAP.	GRM39CH101J50PT	100pF	50V	CH	
C 1056	K22170203	CHIP CAP.	GRM40CK020C50PT	2pF	50V	CK	
C 1057	K22174235	CHIP CAP.	GRM39CH101J50PT	100pF	50V	CH	
C 1058	K22174235	CHIP CAP.	GRM39CH101J50PT	100pF	50V	CH	
C 1059	K22170235	CHIP CAP.	GRM40CH101J50PT	100pF	50V	CH	
C 1060	K22174207	CHIP CAP.	GRM39CH060D50PT	6pF	50V	CH	
C 1062	K78120009	TANTALUM CHIP CAP.	TESVA1C105M1-8R	1uF	16V		
C 1063	K22174809	CHIP CAP.	GRM39B102M50PT	0.001uF	50V	B	
C 1064	K22174235	CHIP CAP.	GRM39CH101J50PT	100pF	50V	CH	
C 1065	K22174235	CHIP CAP.	GRM39CH101J50PT	100pF	50V	CH	
C 1066	K78120009	TANTALUM CHIP CAP.	TESVA1C105M1-8R	1uF	16V		
C 1067	K22174809	CHIP CAP.	GRM39B102M50PT	0.001uF	50V	B	
C 1068	K22174203	CHIP CAP.	GRM39CK020C50PT	2pF	50V	CK	
C 1069	K22174203	CHIP CAP.	GRM39CK020C50PT	2pF	50V	CK	
C 1070	K22170805	CHIP CAP.	GRM40B102M50PT	0.001uF	50V	B	
C 1071	K78100017	TANTALUM CHIP CAP.	TEMSVB21A106M-8R	10uF	10V		
C 1072	K22170213	CHIP CAP.	GRM40CH120J50PT	12pF	50V	CH	
C 1073	K22170213	CHIP CAP.	GRM40CH120J50PT	12pF	50V	CH	
C 1074	K22174809	CHIP CAP.	GRM39B102M50PT	0.001uF	50V	B	
C 1076	K22170817	CHIP CAP.	GRM40B103M50PT	0.01uF	50V	B	
C 1077	K78100017	TANTALUM CHIP CAP.	TEMSVB21A106M-8R	10uF	10V		
C 1078	K22170817	CHIP CAP.	GRM40B103M50PT	0.01uF	50V	B	
C 1079	K22170805	CHIP CAP.	GRM40B102M50PT	0.001uF	50V	B	
C 1080	K22170805	CHIP CAP.	GRM40B102M50PT	0.001uF	50V	B	
C 1081	K22174809	CHIP CAP.	GRM39B102M50PT	0.001uF	50V	B	
C 1082	K22170805	CHIP CAP.	GRM40B102M50PT	0.001uF	50V	B	
C 1083	K22174809	CHIP CAP.	GRM39B102M50PT	0.001uF	50V	B	
C 1085	K22174235	CHIP CAP.	GRM39CH101J50PT	100pF	50V	CH	
C 1086	K22170219	CHIP CAP.	GRM40CH220J50PT	22pF	50V	CH	
C 1087	K22170239	CHIP CAP.	GRM40CH151J50PT	150pF	50V	CH	
C 1088	K22170817	CHIP CAP.	GRM40B103M50PT	0.01uF	50V	B	
C 1089	K78100015	TANTALUM CHIP CAP.	TEMSVA1A335M-8R	3.3uF	10V		
C 1090	K22170817	CHIP CAP.	GRM40B103M50PT	0.01uF	50V	B	
C 1091	K22170239	CHIP CAP.	GRM40CH151J50PT	150pF	50V	CH	
C 1092	K22170805	CHIP CAP.	GRM40B102M50PT	0.001uF	50V	B	
C 1093	K46120004	AL.ELECTRO.CAP.	16V100M4X7TR2	10uF	16V		
C 1094	K22174809	CHIP CAP.	GRM39B102M50PT	0.001uF	50V	B	
C 1095	K22170817	CHIP CAP.	GRM40B103M50PT	0.01uF	50V	B	
C 1096	K22170817	CHIP CAP.	GRM40B103M50PT	0.01uF	50V	B	
C 1097	K22170805	CHIP CAP.	GRM40B102M50PT	0.001uF	50V	B	
C 1098	K70127106	TANTALUM CAP.	DN1C100M1S	10uF	16V		
C 1099	K22170805	CHIP CAP.	GRM40B102M50PT	0.001uF	50V	B	
C 1100	K70127475	TANTALUM CAP.	DN1C4R7M1S	4.7uF	16V		
C 1101	K22174231	CHIP CAP.	GRM39CH680J50PT	68pF	50V	CH	
C 1102	K22174211	CHIP CAP.	GRM39CH100D50PT	10pF	50V	CH	
C 1103	K22174209	CHIP CAP.	GRM39CH080D50PT	8pF	50V	CH	
C 1104	K22170202	CHIP CAP.	GRM40CK010C50PT	1pF	50V	CK	
C 1105	K22170211	CHIP CAP.	GRM40CH100D50PT	10pF	50V	CH	
C 1106	K46170030	AL.ELECTRO.CAP.	50V010M4X7TR2	1uF	50V		
C 1107	K22170215	CHIP CAP.	GRM40CH150J50PT	15pF	50V	CH	
C 1108	K22170211	CHIP CAP.	GRM40CH100D50PT	10pF	50V	CH	
C 1109	K40129067	AL.ELECTRO.CAP.	RE3-16V102M	1000uF	16V		
C 1110	K22170805	CHIP CAP.	GRM40B102M50PT	0.001uF	50V	B	
C 1111	K46120004	AL.ELECTRO.CAP.	16V100M4X7TR2	10uF	16V		
C 1112	K22170204	CHIP CAP.	GRM40CJ030C50PT	3pF	50V	CJ	

REF.	YAESU P/N	DESCRIPTION	MFGR'S DESIG.	VALUE	WV	TOL.	VERS.
C 1113	K22170202	CHIP CAP.	GRM40CK010C50PT	1pF	50V	CK	
C 1116	K40129067	AL. ELECTRO. CAP.	RE3-16V102M	1000uF	16V		
C 1117	K22170202	CHIP CAP.	GRM40CK010C50PT	1pF	50V	CK	
C 1119	K22174235	CHIP CAP.	GRM39CH101J50PT	100pF	50V	CH	
C 1120	K22174809	CHIP CAP.	GRM39B102M50PT	0.001uF	50V	B	
C 1121	K22174235	CHIP CAP.	GRM39CH101J50PT	100pF	50V	CH	
C 1122	K70127106	TANTALUM CAP.	DN1C100M1S	10uF	16V		
C 1123	K22170209	CHIP CAP.	GRM40CH080D50PT	8pF	50V	CH	
C 1126	K46120010	AL. ELECTRO. CAP.	RC2-16V470M-T34	47uF	16V		
C 1127	K22170805	CHIP CAP.	GRM40B102M50PT	0.001uF	50V	B	
C 1128	K22140811	CHIP CAP.	GRM40B104M25PT	0.1uF	25V	B	
C 1129	K46170030	AL. ELECTRO. CAP.	50V010M4X7TR2	1uF	50V		
C 1130	K22174235	CHIP CAP.	GRM39CH101J50PT	100pF	50V	CH	
C 1132	K22170805	CHIP CAP.	GRM40B102M50PT	0.001uF	50V	B	
C 1133	K22170235	CHIP CAP.	GRM40CH101J50PT	100pF	50V	CH	
C 1134	K22170805	CHIP CAP.	GRM40B102M50PT	0.001uF	50V	B	
C 1135	K22170235	CHIP CAP.	GRM40CH101J50PT	100pF	50V	CH	
C 1136	K46170030	AL. ELECTRO. CAP.	50V010M4X7TR2	1uF	50V		
C 1137	K22170805	CHIP CAP.	GRM40B102M50PT	0.001uF	50V	B	
C 1138	K22170805	CHIP CAP.	GRM40B102M50PT	0.001uF	50V	B	
C 1139	K22140811	CHIP CAP.	GRM40B104M25PT	0.1uF	25V	B	
C 1140	K22140811	CHIP CAP.	GRM40B104M25PT	0.1uF	25V	B	
C 1141	K22170235	CHIP CAP.	GRM40CH101J50PT	100pF	50V	CH	
C 1143	K40129066	AL. ELECTRO. CAP.	RE3-16V471M	470uF	16V		
C 1144	K40129066	AL. ELECTRO. CAP.	RE3-16V471M	470uF	16V		
C 1145	K40129066	AL. ELECTRO. CAP.	RE3-16V471M	470uF	16V		
C 1146	K22170805	CHIP CAP.	GRM40B102M50PT	0.001uF	50V	B	
C 1148	K22174809	CHIP CAP.	GRM39B102M50PT	0.001uF	50V	B	
C 1149	K22174204	CHIP CAP.	GRM39CJ030C50PT	3pF	50V	CJ	
C 1150	K22174207	CHIP CAP.	GRM39CH060D50PT	6pF	50V	CH	
C 1151	K22174809	CHIP CAP.	GRM39B102M50PT	0.001uF	50V	B	
C 1152	K22174809	CHIP CAP.	GRM39B102M50PT	0.001uF	50V	B	
C 1153	K22174809	CHIP CAP.	GRM39B102M50PT	0.001uF	50V	B	
C 1154	K22174809	CHIP CAP.	GRM39B102M50PT	0.001uF	50V	B	
C 1155	K22174809	CHIP CAP.	GRM39B102M50PT	0.001uF	50V	B	
C 1156	K22174809	CHIP CAP.	GRM39B102M50PT	0.001uF	50V	B	
C 1157	K22174809	CHIP CAP.	GRM39B102M50PT	0.001uF	50V	B	
C 1158	K22174809	CHIP CAP.	GRM39B102M50PT	0.001uF	50V	B	
C 1160	K78120009	TANTALUM CHIP CAP.	TESVA1C105M1-8R	1uF	16V		
C 1163	K22174809	CHIP CAP.	GRM39B102M50PT	0.001uF	50V	B	
C 1164	K22174809	CHIP CAP.	GRM39B102M50PT	0.001uF	50V	B	
C 1165	K22174809	CHIP CAP.	GRM39B102M50PT	0.001uF	50V	B	
C 1166	K22174235	CHIP CAP.	GRM39CH101J50PT	100pF	50V	CH	
C 1167	K22170203	CHIP CAP.	GRM40CK020C50PT	2pF	50V	CK	
C 1169	K22174201	CHIP CAP.	GRM39CK0R5C50PT	0.5pF	50V	CK	
C 1170	K22174235	CHIP CAP.	GRM39CH101J50PT	100pF	50V	CH	
C 1171	K46120007	AL. ELECTRO. CAP.	16V101M6X7TR2	100uF	16V		
C 1172	K22170805	CHIP CAP.	GRM40B102M50PT	0.001uF	50V	B	
C 1173	K22174809	CHIP CAP.	GRM39B102M50PT	0.001uF	50V	B	
C 1174	K22174809	CHIP CAP.	GRM39B102M50PT	0.001uF	50V	B	
C 1176	K22170204	CHIP CAP.	GRM40CJ030C50PT	3pF	50V	CJ	
C 1177	K40109024	AL. ELECTRO. CAP.	RE2-10V101M	100uF	10V		
C 1178	K78160027	TANTALUM CHIP CAP.	TESVA1V224M1-8R	0.22uF	35V		
C 1179	K22140811	CHIP CAP.	GRM40B104M25PT	0.1uF	25V	B	
C 1180	K78160027	TANTALUM CHIP CAP.	TESVA1V224M1-8R	0.22uF	35V		
C 1181	K22140811	CHIP CAP.	GRM40B104M25PT	0.1uF	25V	B	
C 1182	K22174809	CHIP CAP.	GRM39B102M50PT	0.001uF	50V	B	

REF.	YAESU P/N	DESCRIPTION	MFGR'S DESIG.	VALUE	WV	TOL.	VERS.
C 1183	K22174809	CHIP CAP.	GRM39B102M50PT	0.001uF	50V	B	
C 1184	K22174235	CHIP CAP.	GRM39CH101J50PT	100pF	50V	CH	
C 1185	K22174809	CHIP CAP.	GRM39B102M50PT	0.001uF	50V	B	
C 1186	K22174809	CHIP CAP.	GRM39B102M50PT	0.001uF	50V	B	
C 1187	K22174809	CHIP CAP.	GRM39B102M50PT	0.001uF	50V	B	
C 1188	K22174809	CHIP CAP.	GRM39B102M50PT	0.001uF	50V	B	
C 1189	K22174809	CHIP CAP.	GRM39B102M50PT	0.001uF	50V	B	
C 1190	K22174809	CHIP CAP.	GRM39B102M50PT	0.001uF	50V	B	
C 1191	K22174809	CHIP CAP.	GRM39B102M50PT	0.001uF	50V	B	
C 1192	K02173060	CERAMIC CAP.	DD104CH060D50	6pF	50V	CH	
C 1193	K22174809	CHIP CAP.	GRM39B102M50PT	0.001uF	50V	B	
C 1195	K22170813	CHIP CAP.	GRM40B472M50PT	0.0047uF	50V	B	
C 1198	K22174235	CHIP CAP.	GRM39CH101J50PT	100pF	50V	CH	
C 1199	K22174219	CHIP CAP.	GRM39CH220J50PT	22pF	50V	CH	
C 1200	K22174211	CHIP CAP.	GRM39CH100D50PT	10pF	50V	CH	
C 1201	K22174206	CHIP CAP.	GRM39CH050C50PT	5pF	50V	CH	
C 1202	K22170235	CHIP CAP.	GRM40CH101J50PT	100pF	50V	CH	
C 1203	K22174235	CHIP CAP.	GRM39CH101J50PT	100pF	50V	CH	
C 1204	K22170235	CHIP CAP.	GRM40CH101J50PT	100pF	50V	CH	
C 1205	K22174809	CHIP CAP.	GRM39B102M50PT	0.001uF	50V	B	
C 1207	K22174235	CHIP CAP.	GRM39CH101J50PT	100pF	50V	CH	
C 1208	K22174203	CHIP CAP.	GRM39CK020C50PT	2pF	50V	CK	
C 1209	K22174211	CHIP CAP.	GRM39CH100D50PT	10pF	50V	CH	
C 1210	K22174211	CHIP CAP.	GRM39CH100D50PT	10pF	50V	CH	
C 1211	K22174809	CHIP CAP.	GRM39B102M50PT	0.001uF	50V	B	
C 1212	K22174203	CHIP CAP.	GRM39CK020C50PT	2pF	50V	CK	
C 1214	K78160029	TANTALUM CHIP CAP.	TEMSVA1V474M-8R	0.47uF	35V		
C 1215	K22140811	CHIP CAP.	GRM40B104M25PT	0.1uF	25V	B	
C 1216	K22174235	CHIP CAP.	GRM39CH101J50PT	100pF	50V	CH	
C 1217	K22170203	CHIP CAP.	GRM40CK020C50PT	2pF	50V	CK	
C 1218	K22170203	CHIP CAP.	GRM40CK020C50PT	2pF	50V	CK	
C 1219	K22170202	CHIP CAP.	GRM40CK010C50PT	1pF	50V	CK	
C 1220	K22170203	CHIP CAP.	GRM40CK020C50PT	2pF	50V	CK	
C 1221	K22170203	CHIP CAP.	GRM40CK020C50PT	2pF	50V	CK	
C 1501	K28179001	CERAMIC CAP.	UP050B102K-A	0.001uF	50V	B	
CF1001	H3900400	CERAMIC FILTER	CFWM455E				
CF1002	H3900400	CERAMIC FILTER	CFWM455E				
CV1001	L4020082	HELICAL RESONATOR	HF-62H14 440M R-F534				
CV1002	L4020081	HELICAL RESONATOR	HF-63H21 440M R-F535				
CV1003	H3900402	CERAMIC FILTER	6DFB-1270L-11				
CV1004	H3900402	CERAMIC FILTER	6DFB-1270L-11				
D 1001	Q9000534	SURGE ABSORBER	P6KE18				
D 1002	G2070086	DIODE	1SS301 TE85R				
D 1003	G2090425	DIODE	UM9415				
D 1004	G2090118	DIODE	1SS97				
D 1005	G2090118	DIODE	1SS97				
D 1006	G2015550	DIODE	1S1555				
D 1007	G2090337	DIODE	MI308				
D 1008	G2070118	DIODE	HSU277				
D 1009	G2070118	DIODE	HSU277				
D 1010	G2070102	DIODE	1T362-T8				
D 1011	G2070112	DIODE	HZM11B-TR				
D 1012	G2070003	DIODE	1SS226 TE85R				
D 1013	G2090337	DIODE	MI308				

REF	YAESU P/N	DESCRIPTION	MFGR'S DESIG.	VALUE	WV	TOL.	VERS.
D 1014	G2070003	DIODE	1SS226 TE85R				
D 1015	G2070086	DIODE	1SS301 TE85R				
D 1016	G2070086	DIODE	1SS301 TE85R				
D 1017	G2090297	DIODE	1SS110				
FB1501	L9190055	FERRITE BEADS	B-20L-48B				
J 1001	P1090672	CONNECTOR	9110S-06				
J 1002	P1090671	CONNECTOR	5533-26APB				
J 1003	P1090560	CONNECTOR	5533-14APB				
J 1004	P0090612	CONNECTOR	SB20-05WS				
J 1005	P1090672	CONNECTOR	9110S-06				
J 1006	P1090210	CONNECTOR	TMP-J01X-V6				
J 1007	P1090210	CONNECTOR	TMP-J01X-V6				
J 1008	P1090210	CONNECTOR	TMP-J01X-V6				
J 1009	P1090210	CONNECTOR	TMP-J01X-V6				
L 1002	L0021359	COIL	1.5T3.5D0.6UEW R				
L 1003	L0021359	COIL	1.5T3.5D0.6UEW R				
L 1004	L0021817	COIL	2.5T3.5D0.6UEW R				
L 1005	L0021359	COIL	1.5T3.5D0.6UEW R				
L 1006	L0020917	COIL	1.0T3.0D0.5UEW R				
L 1007	L0021359	COIL	1.5T3.5D0.6UEW R				
L 1008	L0020724	COIL	8.5T3.0D0.5UEW R				
L 1009	L1690007	CHIP COIL	LQN2A47NM	0.047uH			
L 1010	L0021155	COIL	1.5T3.0D0.5UEW R				
L 1011	L1690007	CHIP COIL	LQN2A47NM	0.047uH			
L 1012	L1690004	CHIP COIL	LQN2A18NM	0.018u			
L 1014	L1690004	CHIP COIL	LQN2A18NM	0.018u			
L 1015	L1690002	CHIP COIL	LQN2A22NM	0.022uH			
L 1016	L0022031	COIL	7U				
L 1017	L1690073	CHIP COIL	LQH3NR68M92M00-	0.68uH			
L 1018	L1690073	CHIP COIL	LQH3NR68M92M00-	0.68uH			
L 1019	L1690075	CHIP COIL	LQH3N1R0M02M00-	1.0u			
L 1020	L0020900	COIL	2.5T3.5D0.8ACW R				
L 1021	L1690002	CHIP COIL	LQN2A22NM	0.022uH			
L 1022	L1690025	COIL	32CS 380NB-R22M=P	0.22uH			
Q 1001	G3211340R	TRANSISTOR	2SB1134R				
Q 1002	G3333567	TRANSISTOR	2SC3356-T2B				
Q 1003	G3333567	TRANSISTOR	2SC3356-T2B				
Q 1004	G1091122	IC	M57788MR				
Q 1005	G1091088	IC	M67732				
Q 1006	G3090050	TRANSISTOR	2SC2407(1)				
Q 1007	G3333577	TRANSISTOR	2SC3357-T2				
Q 1008	G3342267B	TRANSISTOR	2SC4226-T2B R22				
Q 1009	G3070034	TRANSISTOR	DTC124EK T97				
Q 1010	G3070034	TRANSISTOR	DTC124EK T97				
Q 1011	G4070001	FET	SGM2006M-T8				
Q 1012	G3815777	FET	2SK1577				
Q 1013	G3070025	TRANSISTOR	IMZ1 T108				
Q 1014	G3326207B	TRANSISTOR	2SC2620QBTR				
Q 1015	G1090893	IC	TC4S66F TE85R				
Q 1016	G1090893	IC	TC4S66F TE85R				
Q 1017	G3070034	TRANSISTOR	DTC124EK T97				
Q 1018	G3328737Y	TRANSISTOR	2SC2873-Y TE12R				
Q 1019	G3070034	TRANSISTOR	DTC124EK T97				

REF.	YAESU P/N	DESCRIPTION	MFGR'S DESIG.	VALUE	WV	TOL.	VERS.
Q 1020	G1090294	IC	UPC7808H				
Q 1021	G3333567	TRANSISTOR	2SC3356-T2B				
Q 1022	G4070001	FET	SGM2006M-T8				
Q 1023	G3326207B	TRANSISTOR	2SC2620QBTR				
Q 1024	G3326207B	TRANSISTOR	2SC2620QBTR				
Q 1025	G1090769	IC	TDA2003				
Q 1026	G1090602	IC	UPD4066BG				
Q 1028	G3316237F	TRANSISTOR	2SC1623-T2BL6				
Q 1029	G1090299	IC	UPC7805H				
Q 1030	G3342267B	TRANSISTOR	2SC4226-T2B R22				
Q 1033	G3070002	TRANSISTOR	DTC114EK T96				
Q 1034	G3070002	TRANSISTOR	DTC114EK T96				
R 1001	J24185473	CHIP RES.	RMC1/16 473JATP	47K	1/16W		
R 1002	J24205471	CHIP RES.	RMC1/10T 471J	470	1/10W		
R 1003	J24205470	CHIP RES.	RMC1/10T 470J	47	1/10W		
R 1004	J24205223	CHIP RES.	RMC1/10T 223J	22K	1/10W		
R 1005	J24205100	CHIP RES.	RMC1/10T 100J	10	1/10W		
R 1006	J24205103	CHIP RES.	RMC1/10T 103J	10K	1/10W		
R 1007	J24205103	CHIP RES.	RMC1/10T 103J	10K	1/10W		
R 1008	J24205472	CHIP RES.	RMC1/10T 472J	4.7K	1/10W		
R 1009	J24205150	CHIP RES.	RMC1/10T 150J	15	1/10W		
R 1010	J24205102	CHIP RES.	RMC1/10T 102J	1K	1/10W		
R 1011	J24205472	CHIP RES.	RMC1/10T 472J	4.7K	1/10W		
R 1012	J24205470	CHIP RES.	RMC1/10T 470J	47	1/10W		
R 1013	J24205470	CHIP RES.	RMC1/10T 470J	47	1/10W		
R 1014	J24275151	CHIP RES.	RMC1/2 151JCTP	150	1/2W		
R 1015	J24205100	CHIP RES.	RMC1/10T 100J	10	1/10W		
R 1016	J24205470	CHIP RES.	RMC1/10T 470J	47	1/10W		
R 1017	J24185683	CHIP RES.	RMC1/16 683JATP	68K	1/16W		
R 1018	J24205101	CHIP RES.	RMC1/10T 101J	100	1/10W		
R 1020	J24185471	CHIP RES.	RMC1/16 471JATP	470	1/16W		
R 1022	J24185102	CHIP RES.	RMC1/16 102JATP	1K	1/16W		
R 1023	J24205470	CHIP RES.	RMC1/10T 470J	47	1/10W		
R 1024	J24205104	CHIP RES.	RMC1/10T 104J	100K	1/10W		
R 1025	J24205223	CHIP RES.	RMC1/10T 223J	22K	1/10W		
R 1026	J24205103	CHIP RES.	RMC1/10T 103J	10K	1/10W		
R 1027	J24205680	CHIP RES.	RMC1/10T 680J	68	1/10W		
R 1028	J24205100	CHIP RES.	RMC1/10T 100J	10	1/10W		
R 1029	J24205100	CHIP RES.	RMC1/10T 100J	10	1/10W		
R 1030	J24205472	CHIP RES.	RMC1/10T 472J	4.7K	1/10W		
R 1031	J24205103	CHIP RES.	RMC1/10T 103J	10K	1/10W		
R 1032	J24185103	CHIP RES.	RMC1/16 103JATP	10K	1/16W		
R 1033	J24185103	CHIP RES.	RMC1/16 103JATP	10K	1/16W		
R 1034	J24205473	CHIP RES.	RMC1/10T 473J	47K	1/10W		
R 1035	J24205104	CHIP RES.	RMC1/10T 104J	100K	1/10W		
R 1036	J24185103	CHIP RES.	RMC1/16 103JATP	10K	1/16W		
R 1037	J24205560	CHIP RES.	RMC1/10T 560J	56	1/10W		
R 1038	J24205102	CHIP RES.	RMC1/10T 102J	1K	1/10W		
R 1039	J24205223	CHIP RES.	RMC1/10T 223J	22K	1/10W		
R 1040	J24205223	CHIP RES.	RMC1/10T 223J	22K	1/10W		
R 1041	J24205221	CHIP RES.	RMC1/10T 221J	220	1/10W		
R 1042	J24185101	CHIP RES.	RMC1/16 101JATP	100	1/16W		
R 1043	J24185471	CHIP RES.	RMC1/16 471JATP	470	1/16W		
R 1044	J24185471	CHIP RES.	RMC1/16 471JATP	470	1/16W		
R 1045	J24185103	CHIP RES.	RMC1/16 103JATP	10K	1/16W		
R 1046	J24185104	CHIP RES.	RMC1/16 104JATP	100K	1/16W		

REF.	YAESU P/N	DESCRIPTION	MFGR'S DESIG.	VALUE	WV	TOL.	VERS.
R 1047	J24185124	CHIP RES.	RMC1/16 124JATP	120K	1/16W		
R 1048	J24305010	CHIP RES.	RMC1 1R0JCTP	1	1W		
R 1049	J24185471	CHIP RES.	RMC1/16 471JATP	470	1/16W		
R 1050	J24185824	CHIP RES.	RMC1/16 824JATP	820K	1/16W		
R 1051	J24185103	CHIP RES.	RMC1/16 103JATP	10K	1/16W		
R 1052	J24185102	CHIP RES.	RMC1/16 102JATP	1K	1/16W		
R 1055	J24205272	CHIP RES.	RMC1/10T 272J	2.7K	1/10W		
R 1056	J24185103	CHIP RES.	RMC1/16 103JATP	10K	1/16W		
R 1057	J24205102	CHIP RES.	RMC1/10T 102J	1K	1/10W		
R 1058	J24275010	CHIP RES.	RMC1/2 1R0JCTP	1	1/2W		
R 1059	J24275221	CHIP RES.	RMC1/2 221JCTP	220	1/2W		
R 1060	J24205223	CHIP RES.	RMC1/10T 223J	22K	1/10W		
R 1061	J24185822	CHIP RES.	RMC1/16 822JATP	8.2K	1/16W		
R 1062	J24185680	CHIP RES.	RMC1/16 680JATP	68	1/16W		
R 1063	J24185223	CHIP RES.	RMC1/16 223JATP	22K	1/16W		
R 1064	J24205221	CHIP RES.	RMC1/10T 221J	220	1/10W		
R 1065	J24205103	CHIP RES.	RMC1/10T 103J	10K	1/10W		
R 1066	J24205103	CHIP RES.	RMC1/10T 103J	10K	1/10W		
R 1067	J24205470	CHIP RES.	RMC1/10T 470J	47	1/10W		
R 1068	J24245229	CHIP RES.	RMC1/4 2R2JATP	2.2	1/4W		
R 1069	J24185103	CHIP RES.	RMC1/16 103JATP	10K	1/16W		
R 1070	J24185472	CHIP RES.	RMC1/16 472JATP	4.7K	1/16W		
R 1071	J24185103	CHIP RES.	RMC1/16 103JATP	10K	1/16W		
R 1074	J24185222	CHIP RES.	RMC1/16 222JATP	2.2K	1/16W		
R 1079	J24185101	CHIP RES.	RMC1/16 101JATP	100	1/16W		
R 1080	J24185101	CHIP RES.	RMC1/16 101JATP	100	1/16W		
R 1081	J24185680	CHIP RES.	RMC1/16 680JATP	68	1/16W		
R 1082	J24275470	CHIP RES.	RMC1/2 470JCTP	47	1/2W		
R 1083	J24185472	CHIP RES.	RMC1/16 472JATP	4.7K	1/16W		
R 1084	J24185472	CHIP RES.	RMC1/16 472JATP	4.7K	1/16W		
R 1085	J24185472	CHIP RES.	RMC1/16 472JATP	4.7K	1/16W		
R 1086	J24185472	CHIP RES.	RMC1/16 472JATP	4.7K	1/16W		
R 1087	J24185105	CHIP RES.	RMC1/16 105JATP	1M	1/16W		
R 1088	J24185104	CHIP RES.	RMC1/16 104JATP	100K	1/16W		
R 1090	J24205104	CHIP RES.	RMC1/10T 104J	100K	1/10W		
R 1091	J24185103	CHIP RES.	RMC1/16 103JATP	10K	1/16W		
R 1092	J24185104	CHIP RES.	RMC1/16 104JATP	100K	1/16W		
R 1097	J01225000	CARBON FILM RES.	RD16PJ000	0	1/6W		
R 1198	J24185103	CHIP RES.	RMC1/16 103JATP	10K	1/16W		
R 1199	J24185103	CHIP RES.	RMC1/16 103JATP	10K	1/16W		
R 1200	J24185224	CHIP RES.	RMC1/16 224JATP	220K	1/16W		
R 1201	J24185224	CHIP RES.	RMC1/16 224JATP	220K	1/16W		
R 1203	J24185560	CHIP RES.	RMC1/16 560JATP	56	1/16W		
R 1204	J24205000	CHIP RES.	RMC1/10T 000J	0	1/10W		
R 1207	J24185000	CHIP RES.	RMC1/16 000JATP	0	1/16W		
R 1208	J24185104	CHIP RES.	RMC1/16 104JATP	100K	1/16W		
R 1501	J01275331	CARBON FILM RES.	RD12TJ331	330	1/2W		
T 1002	L0021722	COIL	51M				
TC1001	K91000159	TRIMMER CAP.	TZB04Z030BC	3pF			
TP1001	Q5000016	TP-E/	TP-E/MS-60124				
TP1002	Q5000016	TP-E/	TP-E/MS-60124				
TP1003	Q5000101	TP-R	TP-R IPS-1110				
TP1004	Q5000101	TP-R	TP-R IPS-1110				
TP1005	Q5000016	TP-E/	TP-E/MS-60124				

REF.	YAESU P/N	DESCRIPTION	MFGR'S DESIG.	VALUE	WV	TOL.	VERS.
TS1001	Q9000553	THERMAL SEITCH	OHD1-60M				
VR1001	J51778473	POT.	RH03AYAS4X	47K			
VR1002	J51778473	POT.	RH03AYAS4X	47K			
X 1001	H0102983	XTAL		22.045MHZ			
X 1002	H0102976	XTAL		19.2816MHZ			
	R3129530	XTAL HOLDER (2 pcs)					
	R0137310	HEATSINK PLATE					
	R0137320	SHIELD CASE					
	R0139360	HEATSINK PLATE					
	R0139830	LEAF SPRING					

MAIN UNIT (No.10XX)

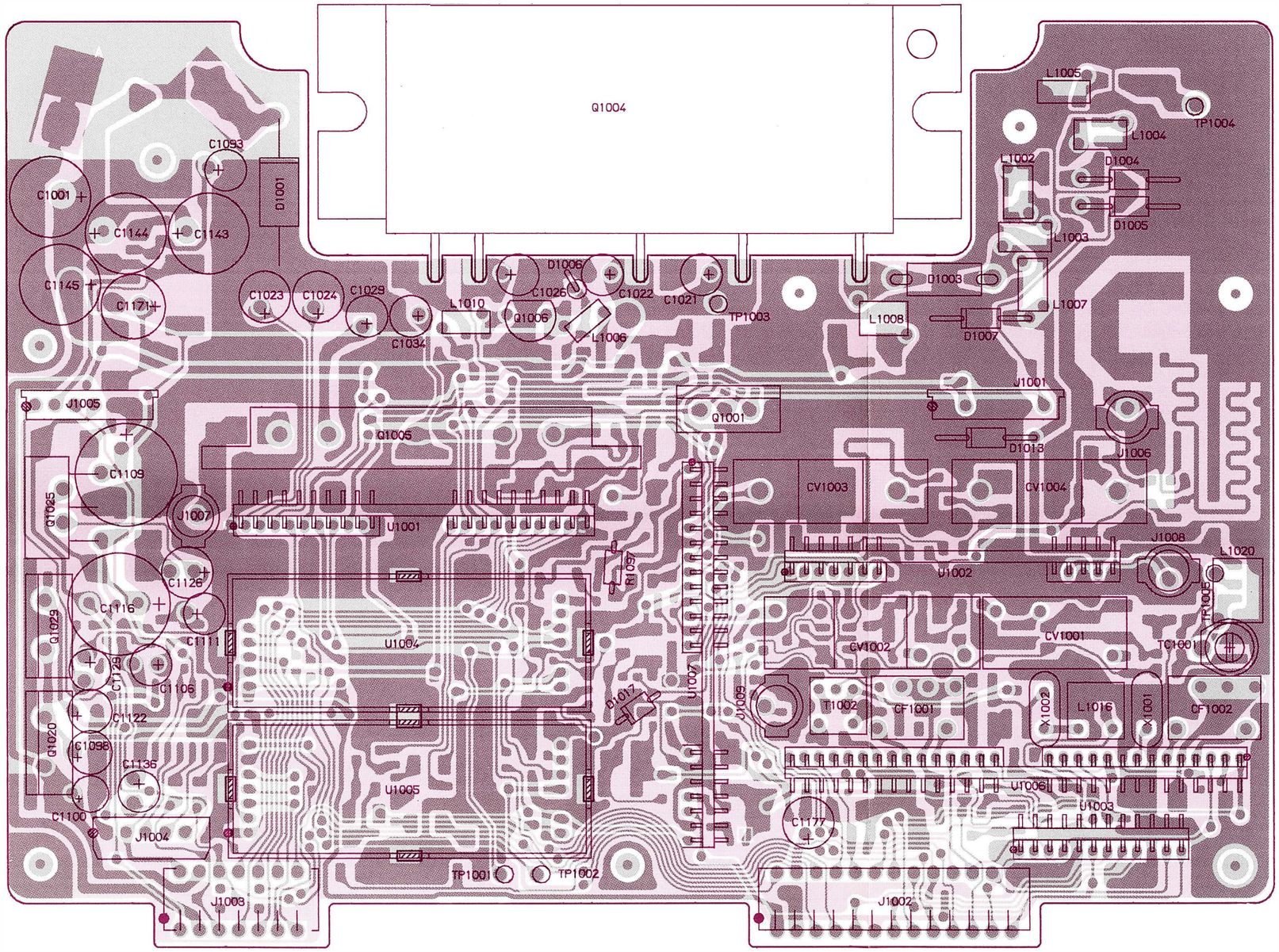

(obverse view of "component" side)

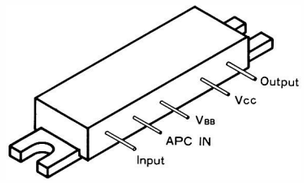

M57788MR
(Q1004)

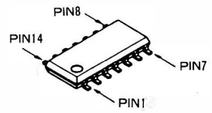

μPD4066BG
(Q1026)

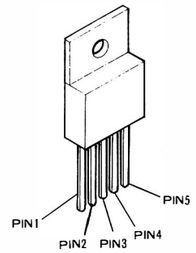

TDA2003
(Q1025)

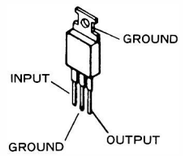

μPC7805H
(Q1024)
μPC7808H
(Q1016)

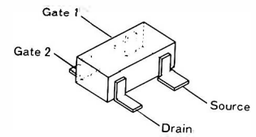

SGM2006M(M-254)
(Q1011, Q1022)

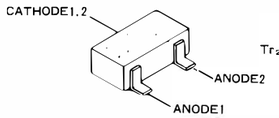

1SS301(B3)
(D1002, D1015, D1016)

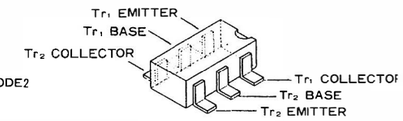

IMZ1 (Z1)
(Q1013)

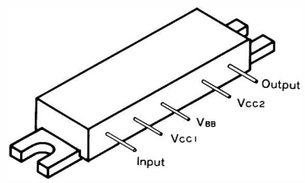

M67732
(Q1005)

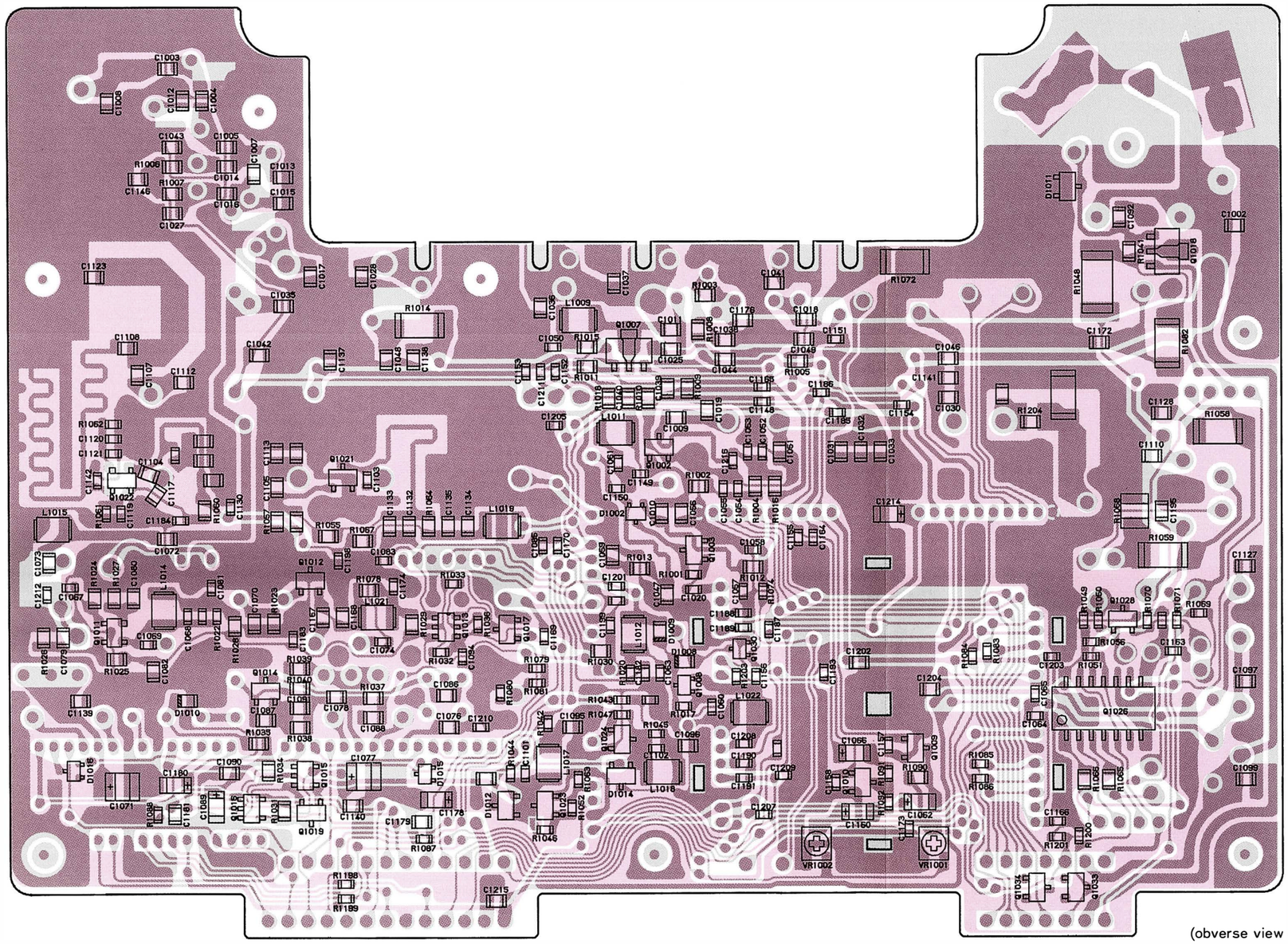

(obverse view of "chip-only" side)

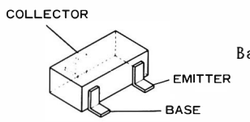

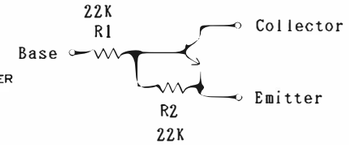

2SC1623(L6)
(Q1028)
2SC2620(QB)
(Q1014, Q1023, Q1024)
2SC4226(R22)
(Q1008, Q1030)
DTC124EK(25)
(Q1009, Q1010, Q1017, Q1019)
2SC3356(R24)
(Q1002, Q1003, Q1021)
DTC114EK(24)
(Q1033, Q1034)

DTC124EK CIRCUIT DIAGRAM

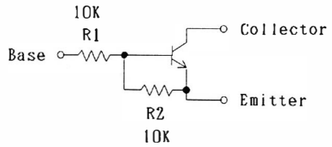

DTC114EK CIRCUIT DIAGRAM

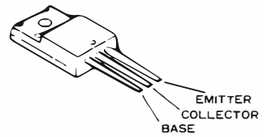

2SB1134R
(Q1001)

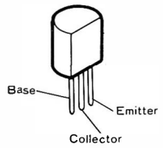

2SC2407
(Q1006)

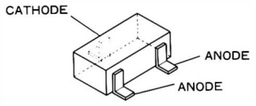

HZM11B(25)
(D1011)

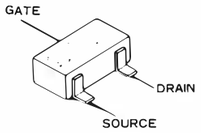

2SK1577(P1)
(Q1012)

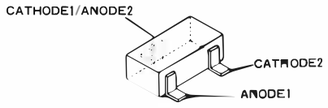

1SS226(C3)
(D1012, D1014)

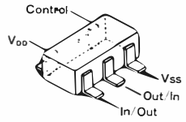

TC4S66F(C9)
(Q1015, Q1016)

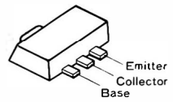

2SC2873-Y(MO)
(Q1018)
2SC3357(RK)
(Q1007, Q1027)

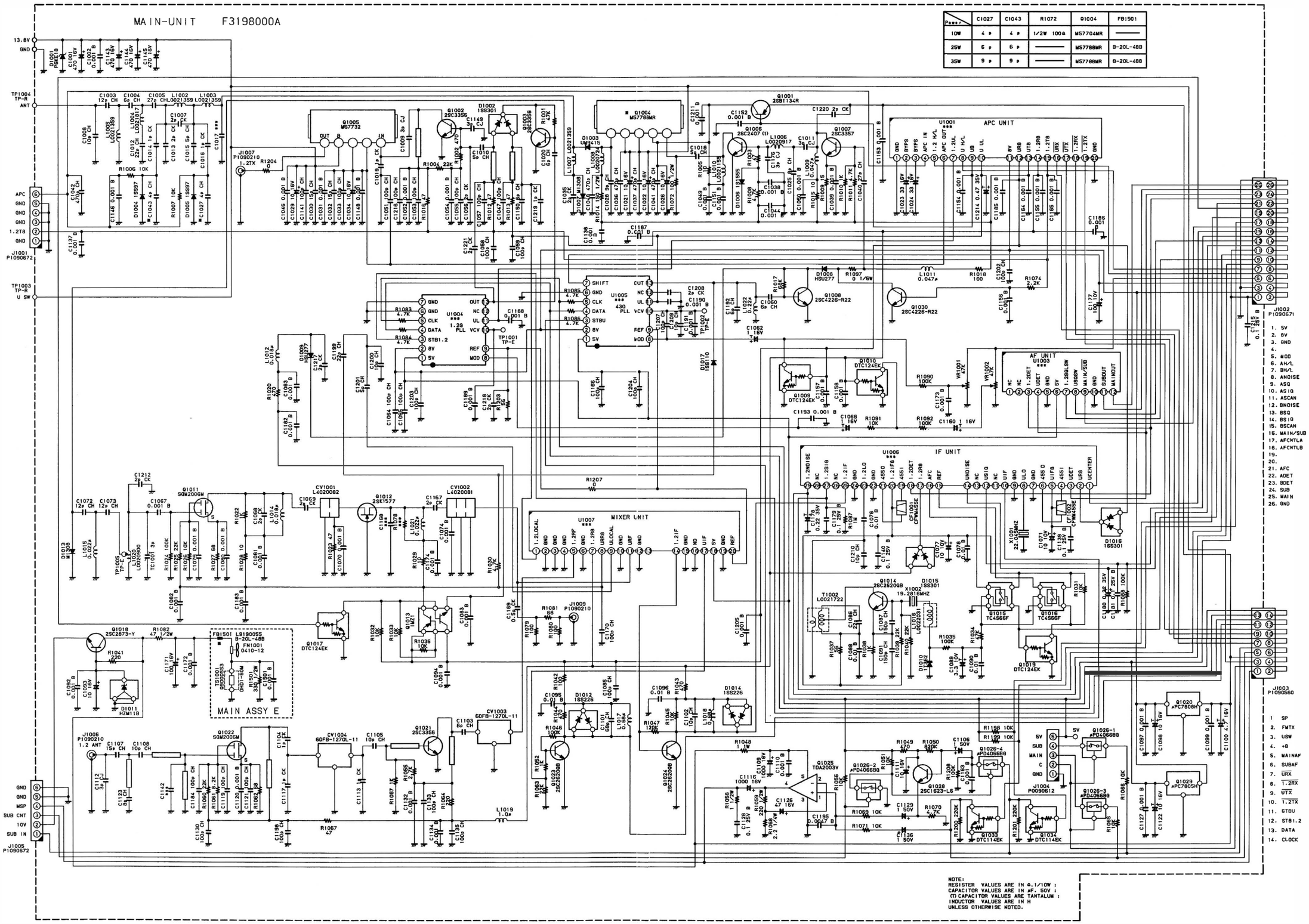

Power	C1027	C1043	R1072	Q1004	FB1501
10W	4 p	4 p	1/2W 100Ω	M57704MR	——
25W	6 p	6 p	——	M57788MR	B-20L-488
35W	9 p	9 p	——	M57788MR	B-20L-488

REF.	YAESU P/N	DESCRIPTION	MFGR'S DESIG.	VALUE	WV	TOL.	VERS.
		*** CNTL UNIT ***					
	CS0976005	P.C.B. W COMP.					TYP A2
	CS0976006	P.C.B. W COMP.					TYP B1
	CS0976007	P.C.B. W COMP.					TYP B2
	CS0976008	P.C.B. W COMP.					TYP C1
	CS0976009	P.C.B. W COMP.					TYP C2
	CS0976010	P.C.B. W COMP.					TYP D1
	CS0976011	P.C.B. W COMP.					TYP D2
	CS0976012	P.C.B. W COMP.					TYP H1
	CS0976013	P.C.B. W COMP.					TYP H2
	CS0976014	P.C.B. W COMP.					TYP A1
	CS0976015	P.C.B. W COMP.					DST USA
	F3172101C	P.C.B. W/O COMP.					
BT4001	Q9000552	LITHIUM BATTERY	CR2016-TS1				
C 4001	K22174809	CHIP CAP.	GRM39B102M50PT	0.001uF	50V	B	
C 4002	K22144803	CHIP CAP.	GRM39B103K25PT	0.01uF	25V	B	
C 4003	K22140811	CHIP CAP.	GRM40B104M25PT	0.1uF	25V	B	
C 4004	K78120011	TANTALUM CHIP CAP.	TESVC1C106M12R	10uF	16V		
C 4005	K22174809	CHIP CAP.	GRM39B102M50PT	0.001uF	50V	B	
C 4006	K22174809	CHIP CAP.	GRM39B102M50PT	0.001uF	50V	B	
C 4007	K78080019	TANTALUM CHIP CAP.	TEMSVB20J106M-8R	10uF	6.3V		
C 4008	K78120011	TANTALUM CHIP CAP.	TESVC1C106M12R	10uF	16V		
C 4009	K78080019	TANTALUM CHIP CAP.	TEMSVB20J106M-8R	10uF	6.3V		
C 4010	K78120009	TANTALUM CHIP CAP.	TESVA1C105M1-8R	1uF	16V		
C 4011	K22174809	CHIP CAP.	GRM39B102M50PT	0.001uF	50V	B	
C 4013	K22174809	CHIP CAP.	GRM39B102M50PT	0.001uF	50V	B	
C 4014	K78080019	TANTALUM CHIP CAP.	TEMSVB20J106M-8R	10uF	6.3V		
C 4015	K22140811	CHIP CAP.	GRM40B104M25PT	0.1uF	25V	B	
C 4016	K22174223	CHIP CAP.	GRM39CH330J50PT	33pF	50V	CH	
C 4017	K22174223	CHIP CAP.	GRM39CH330J50PT	33pF	50V	CH	
C 4018	K22174809	CHIP CAP.	GRM39B102M50PT	0.001uF	50V	B	
C 4019	K78120009	TANTALUM CHIP CAP.	TESVA1C105M1-8R	1uF	16V		
C 4020	K22144803	CHIP CAP.	GRM39B103K25PT	0.01uF	25V	B	
C 4021	K22144803	CHIP CAP.	GRM39B103K25PT	0.01uF	25V	B	
C 4022	K78120015	TANTALUM CHIP CAP.	TEMSVA1C225M-8R	2.2uF	16V		
C 4024	K22140811	CHIP CAP.	GRM40B104M25PT	0.1uF	25V	B	
C 4025	K22140811	CHIP CAP.	GRM40B104M25PT	0.1uF	25V	B	
C 4027	K22174809	CHIP CAP.	GRM39B102M50PT	0.001uF	50V	B	
C 4028	K78120002	TANTALUM CHIP CAP.	F951C225MSAAF1Q2	2.2uF	16V		
C 4029	K78080019	TANTALUM CHIP CAP.	TEMSVB20J106M-8R	10uF	6.3V		
C 4030	K22174809	CHIP CAP.	GRM39B102M50PT	0.001uF	50V	B	
C 4031	K22174809	CHIP CAP.	GRM39B102M50PT	0.001uF	50V	B	
C 4032	K22174809	CHIP CAP.	GRM39B102M50PT	0.001uF	50V	B	
C 4033	K22174809	CHIP CAP.	GRM39B102M50PT	0.001uF	50V	B	
C 4034	K22174809	CHIP CAP.	GRM39B102M50PT	0.001uF	50V	B	
C 4035	K22174809	CHIP CAP.	GRM39B102M50PT	0.001uF	50V	B	
C 4037	K22174809	CHIP CAP.	GRM39B102M50PT	0.001uF	50V	B	
C 4038	K22174235	CHIP CAP.	GRM39CH101J50PT	100pF	50V	CH	
C 4039	K22174235	CHIP CAP.	GRM39CH101J50PT	100pF	50V	CH	
C 4040	K22174235	CHIP CAP.	GRM39CH101J50PT	100pF	50V	CH	
C 4041	K22174809	CHIP CAP.	GRM39B102M50PT	0.001uF	50V	B	
C 4047	K22140811	CHIP CAP.	GRM40B104M25PT	0.1uF	25V	B	
C 4048	K22140811	CHIP CAP.	GRM40B104M25PT	0.1uF	25V	B	

REF.	YAESU P/N	DESCRIPTION	MFGR'S DESIG.	VALUE	WV	TOL.	VERS.
C 4049	K22140811	CHIP CAP.	GRM40B104M25PT	0.1uF	25V	B	
C 4050	K22144803	CHIP CAP.	GRM39B103K25PT	0.01uF	25V	B	
C04001	H7900620	CERAMIC OSC	CSA9.83MT				
CS4001	G9090056	CDS P2137-01	P2137-01				
D 4001	G2070009	DIODE	1SS184 TE85R				
D 4002	G2070080	DIODE	1SS319 TE85R				
D 4003	G2070009	DIODE	1SS184 TE85R				
D 4005	G2070086	DIODE	1SS301 TE85R				
D 4007	G2070088	DIODE	1SS302 TE85R				
D 4008	G2070088	DIODE	1SS302 TE85R				
DS4001	G6090088	LCD	FTD-8E51ABK				
J 4001	P0090742	CONNECTOR	FM214-8SMPT-1				
JP4006	JP3						
PL4001	Q1000065	LAMP			9V		
PL4002	Q1000065	LAMP			9V		
PL4003	Q1000065	LAMP			9V		
Q 4002	G1090922	IC	RH5VA45AA-T2				
Q 4003	G1091144	IC	NJU7201U50 TE2				
Q 4004	G3070061	TRANSISTOR	FMG4 T148				
Q 4005	G1090589	IC	NJM2904M				
Q 4006	G3206247D	TRANSISTOR	2SB624-T2B BV4				
Q 4008	G3070026	TRANSISTOR	IMD2 T108				
Q 4009	G1090887	IC	NJM78L05UA				
Q 4010	G3070025	TRANSISTOR	IMZ1 T108				
Q 4011	G3070063	TRANSISTOR	2SB1182-TLQ				
Q 4012	G3111627G	TRANSISTOR	2SA1162GR TE85R				
Q 4013	G1091145	IC	M51953AFP-32A				
Q 4014	G3070009	TRANSISTOR	FMW1 T98				
Q 4015	G3070034	TRANSISTOR	DTC124EK T97				
Q 4016	G1091301	IC	HD6433308R28F				
Q 4017	G1091135	IC	HD61602RH				
Q 4018	G1090893	IC	TC4S66F TE85R				
R 4001	J24185103	CHIP RES.	RMC1/16 103JATP	10K	1/16W		
R 4002	J24185183	CHIP RES.	RMC1/16 183JATP	18K	1/16W		
R 4003	J24185103	CHIP RES.	RMC1/16 103JATP	10K	1/16W		
R 4004	J24185122	CHIP RES.	RMC1/16 122JATP	1.2K	1/16W		
R 4005	J24185103	CHIP RES.	RMC1/16 103JATP	10K	1/16W		
R 4006	J24205332	CHIP RES.	RMC1/10T 332J	3.3K	1/10W		
R 4008	J24185000	CHIP RES.	RMC1/16 000JATP	0	1/16W		
R 4009	J24185822	CHIP RES.	RMC1/16 822JATP	8.2K	1/16W		
R 4010	J24185394	CHIP RES.	RMC1/16 394JATP	390K	1/16W		
R 4011	J24205332	CHIP RES.	RMC1/10T 332J	3.3K	1/10W		
R 4012	J24185472	CHIP RES.	RMC1/16 472JATP	4.7K	1/16W		
R 4013	J24185104	CHIP RES.	RMC1/16 104JATP	100K	1/16W		
R 4014	J24185104	CHIP RES.	RMC1/16 104JATP	100K	1/16W		
R 4016	J24185472	CHIP RES.	RMC1/16 472JATP	4.7K	1/16W		
R 4017	J24185000	CHIP RES.	RMC1/16 000JATP	0	1/16W		
R 4018	J24185104	CHIP RES.	RMC1/16 104JATP	100K	1/16W		

REF.	YAESU P/N	DESCRIPTION	MFGR'S DESIG.	VALUE	WV	TOL.	VERS.
R 4021	J24185473	CHIP RES.	RMC1/16 473JATP	47K	1/16W		
R 4022	J24185102	CHIP RES.	RMC1/16 102JATP	1K	1/16W		
R 4023	J24185104	CHIP RES.	RMC1/16 104JATP	100K	1/16W		
R 4025	J24185472	CHIP RES.	RMC1/16 472JATP	4.7K	1/16W		
R 4026	J24185224	CHIP RES.	RMC1/16 224JATP	220K	1/16W		
R 4027	J24185471	CHIP RES.	RMC1/16 471JATP	470	1/16W		
R 4028	J24185102	CHIP RES.	RMC1/16 102JATP	1K	1/16W		
R 4029	J24205220	CHIP RES.	RMC1/10T 220J	22	1/10W		
R 4030	J24205220	CHIP RES.	RMC1/10T 220J	22	1/10W		
R 4031	J24185105	CHIP RES.	RMC1/16 105JATP	1M	1/16W		
R 4032	J24205220	CHIP RES.	RMC1/10T 220J	22	1/10W		
R 4033	J24185103	CHIP RES.	RMC1/16 103JATP	10K	1/16W		
R 4034	J24185223	CHIP RES.	RMC1/16 223JATP	22K	1/16W		
R 4035	J24185103	CHIP RES.	RMC1/16 103JATP	10K	1/16W		
R 4036	J24185393	CHIP RES.	RMC1/16 393JATP	39K	1/16W		
R 4037	J24185823	CHIP RES.	RMC1/16 823JATP	82K	1/16W		
R 4038	J24185103	CHIP RES.	RMC1/16 103JATP	10K	1/16W		
R 4039	J24185103	CHIP RES.	RMC1/16 103JATP	10K	1/16W		
R 4040	J24185104	CHIP RES.	RMC1/16 104JATP	100K	1/16W		
R 4041	J24185104	CHIP RES.	RMC1/16 104JATP	100K	1/16W		
R 4042	J24185223	CHIP RES.	RMC1/16 223JATP	22K	1/16W		
R 4043	J24185224	CHIP RES.	RMC1/16 224JATP	220K	1/16W		
R 4044	J24185223	CHIP RES.	RMC1/16 223JATP	22K	1/16W		
R 4045	J24185225	CHIP RES.	RMC1/16 225JATP	2.2M	1/16W		
R 4046	J24185102	CHIP RES.	RMC1/16 102JATP	1K	1/16W		
R 4047	J24185102	CHIP RES.	RMC1/16 102JATP	1K	1/16W		
R 4048	J24185102	CHIP RES.	RMC1/16 102JATP	1K	1/16W		
R 4049	J24185102	CHIP RES.	RMC1/16 102JATP	1K	1/16W		
R 4050	J24185105	CHIP RES.	RMC1/16 105JATP	1M	1/16W		
R 4051	J24185222	CHIP RES.	RMC1/16 222JATP	2.2K	1/16W		
R 4052	J24185103	CHIP RES.	RMC1/16 103JATP	10K	1/16W		
R 4053	J24185103	CHIP RES.	RMC1/16 103JATP	10K	1/16W		
R 4054	J24185334	CHIP RES.	RMC1/16 334JATP	330K	1/16W		
R 4055	J24185104	CHIP RES.	RMC1/16 104JATP	100K	1/16W		
R 4056	J24185822	CHIP RES.	RMC1/16 822JATP	8.2K	1/16W		
R 4057	J24185392	CHIP RES.	RMC1/16 392JATP	3.9K	1/16W		
R 4058	J24185222	CHIP RES.	RMC1/16 222JATP	2.2K	1/16W		
R 4059	J24185102	CHIP RES.	RMC1/16 102JATP	1K	1/16W		
R 4060	J24185104	CHIP RES.	RMC1/16 104JATP	100K	1/16W		
R 4061	J24245101	CHIP RES.	RMC1/4 101JATP	100	1/4W		
R 4062	J24185000	CHIP RES.	RMC1/16 000JATP	0	1/16W		
R 4063	J24185000	CHIP RES.	RMC1/16 000JATP	0	1/16W		
R 4064	J24185000	CHIP RES.	RMC1/16 000JATP	0	1/16W		
R 4065	J24185000	CHIP RES.	RMC1/16 000JATP	0	1/16W		
R 4066	J24185000	CHIP RES.	RMC1/16 000JATP	0	1/16W		
R 4067	J24185472	CHIP RES.	RMC1/16 472JATP	4.7K	1/16W		
R 4068	J24185102	CHIP RES.	RMC1/16 102JATP	1K	1/16W		
R 4069	J24205101	CHIP RES.	RMC1/10T 101J	100	1/10W		
R 4070	J24185473	CHIP RES.	RMC1/16 473JATP	47K	1/16W		
R 4071	J24185473	CHIP RES.	RMC1/16 473JATP	47K	1/16W		
R 4072	J24185183	CHIP RES.	RMC1/16 183JATP	18K	1/16W		
R 4073	J24185225	CHIP RES.	RMC1/16 225JATP	2.2M	1/16W		
R 4074	J24185225	CHIP RES.	RMC1/16 225JATP	2.2M	1/16W		
R 4075	J24185222	CHIP RES.	RMC1/16 222JATP	2.2K	1/16W		
R 4076	J24185222	CHIP RES.	RMC1/16 222JATP	2.2K	1/16W		
R 4077	J24185102	CHIP RES.	RMC1/16 102JATP	1K	1/16W		
R 4078	J24185102	CHIP RES.	RMC1/16 102JATP	1K	1/16W		

REF.	YAESU P/N	DESCRIPTION	MFGR'S DESIG.	VALUE	WV	TOL.	VERS.
R 4079	J24185103	CHIP RES.	RMC1/16 103JATP	10K	1/16W		
R 4080	J24185103	CHIP RES.	RMC1/16 103JATP	10K	1/16W		
S 4001	N5090027	TACT SWITCH	SKHLAB				
S 4002	N5090027	TACT SWITCH	SKHLAB				
S 4003	N5090027	TACT SWITCH	SKHLAB				
S 4004	N5090027	TACT SWITCH	SKHLAB				
S 4005	N5090027	TACT SWITCH	SKHLAB				
S 4006	N5090027	TACT SWITCH	SKHLAB				
S 4007	N5090027	TACT SWITCH	SKHLAB				
S 4008	Q9000395	ROTARY ENCODER	EVQ-WWNF1524B				
S 4009	N5090027	TACT SWITCH	SKHLAB				
S 4010	N5090027	TACT SWITCH	SKHLAB				
S 4011	N5090027	TACT SWITCH	SKHLAB				
S 4012	N5090027	TACT SWITCH	SKHLAB				
S 4013	N5090027	TACT SWITCH	SKHLAB				
S 4014	N5090051	TACT SWITCH	SKQDAA				
VR4001	J60800171	POT.	K091C0G05	20KB			
VR4002	J60800143	POT.	RK09K1130	20KB			
VR4003	J60800143	POT.	RK09K1130	20KB			
	R0138710	METAL HOLDER					
	R7118750	SPONGE RUBBER					
	R7138420	SHEET					
	R3136520	RUBBER CONDUCTOR					
	R7140060	LAMP GUIDE					
	S2000033	REFLECTOR					

CNTL UNIT (No.40XX)

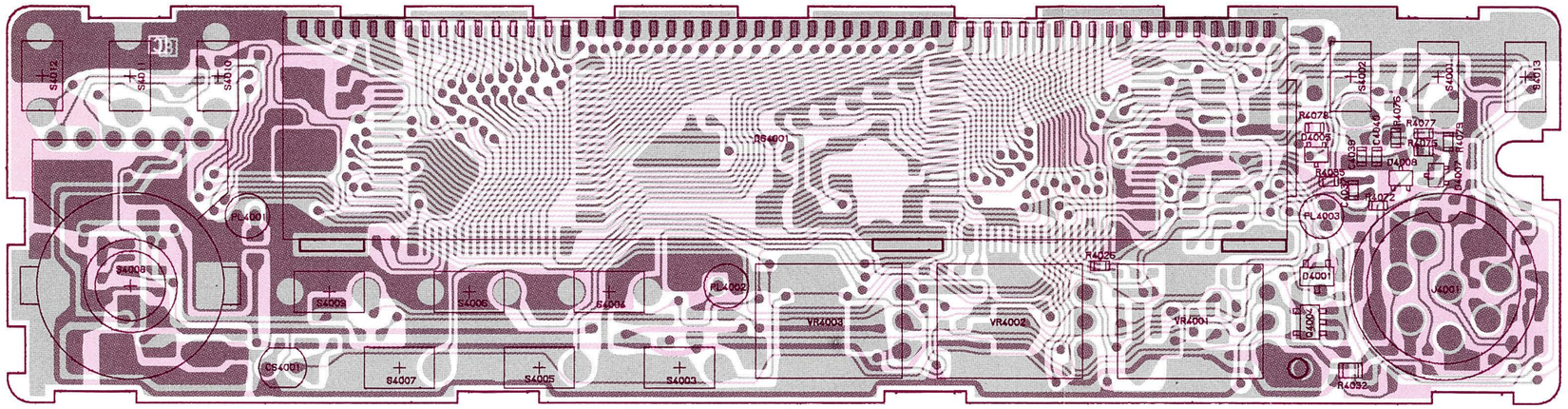

(obverse view of "component" side)

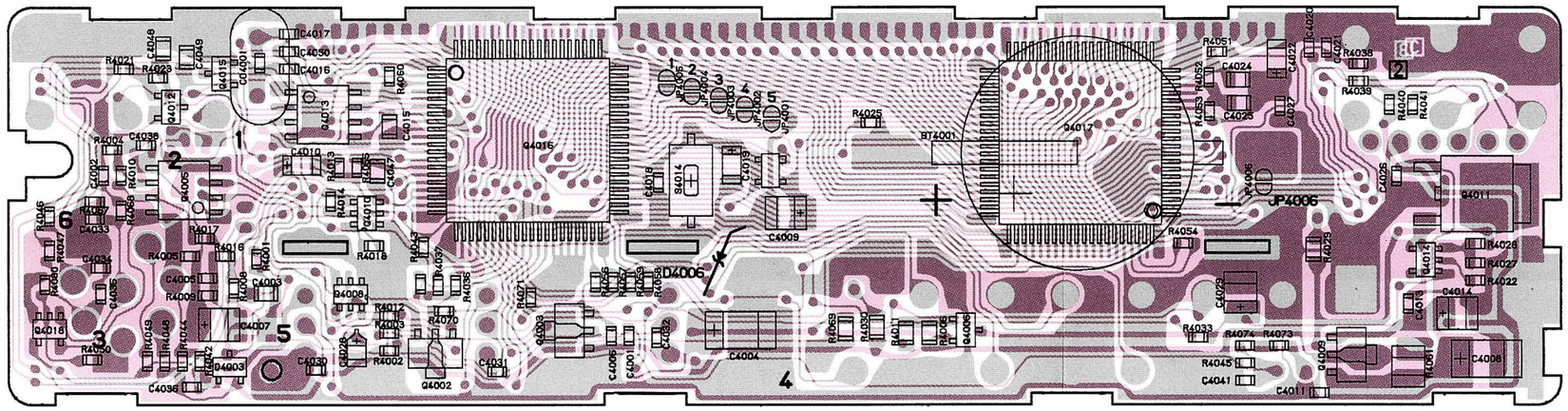

(obverse view of "chip-only" side)

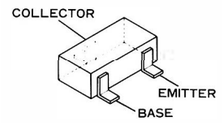

2SA1162GR (SG)
(Q4012)
2SB624 (BV4)
(Q4006)
DTC124EK (25)
(Q4015)

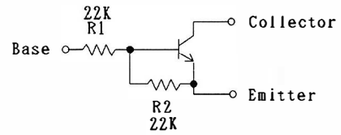

DTC124EK CIRCUIT DIAGRAM

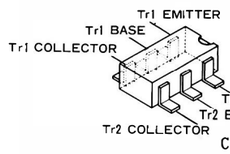

IMD2 (D2)
(Q4008)
IMZ1 (Z1)
(Q4010)

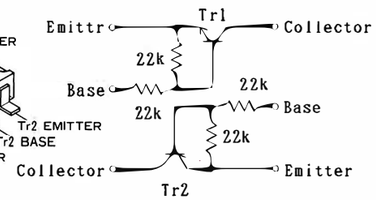

IMD2 CIRCUIT DIAGRAM

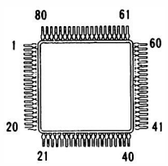

HD6433308A21F
(Q4016)

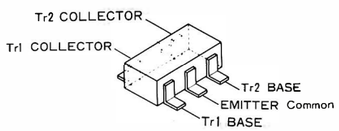

FMG4 (G4)
(Q4004)
FMW1 (W1)
(Q4014)

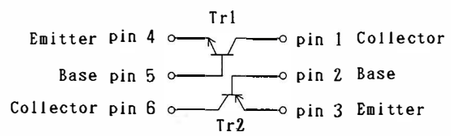

IMZ1 CIRCUIT DIAGRAM

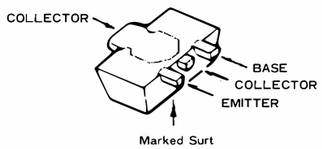

2SB1182
(Q4011)

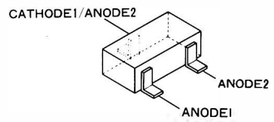

1SS302 (C3)
(D4007, D4008)

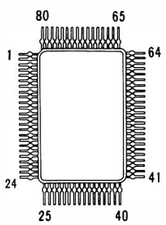

HD61602R
(Q4017)

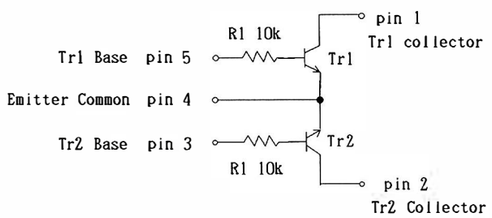

FMG4 CIRCUIT DIAGRAM

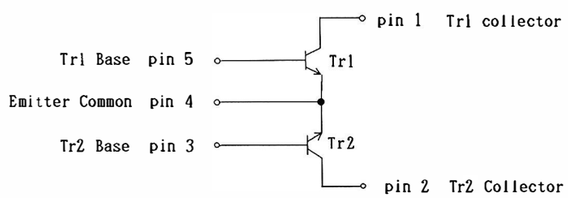

FMW1 CIRCUIT DIAGRAM

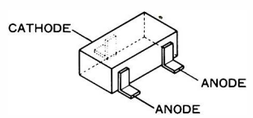

1SS184 (B3)
(D4001, D4003)
1SS301 (B3)
(D4005)

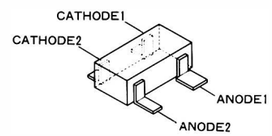

1SS319 (A4)
(D4002)

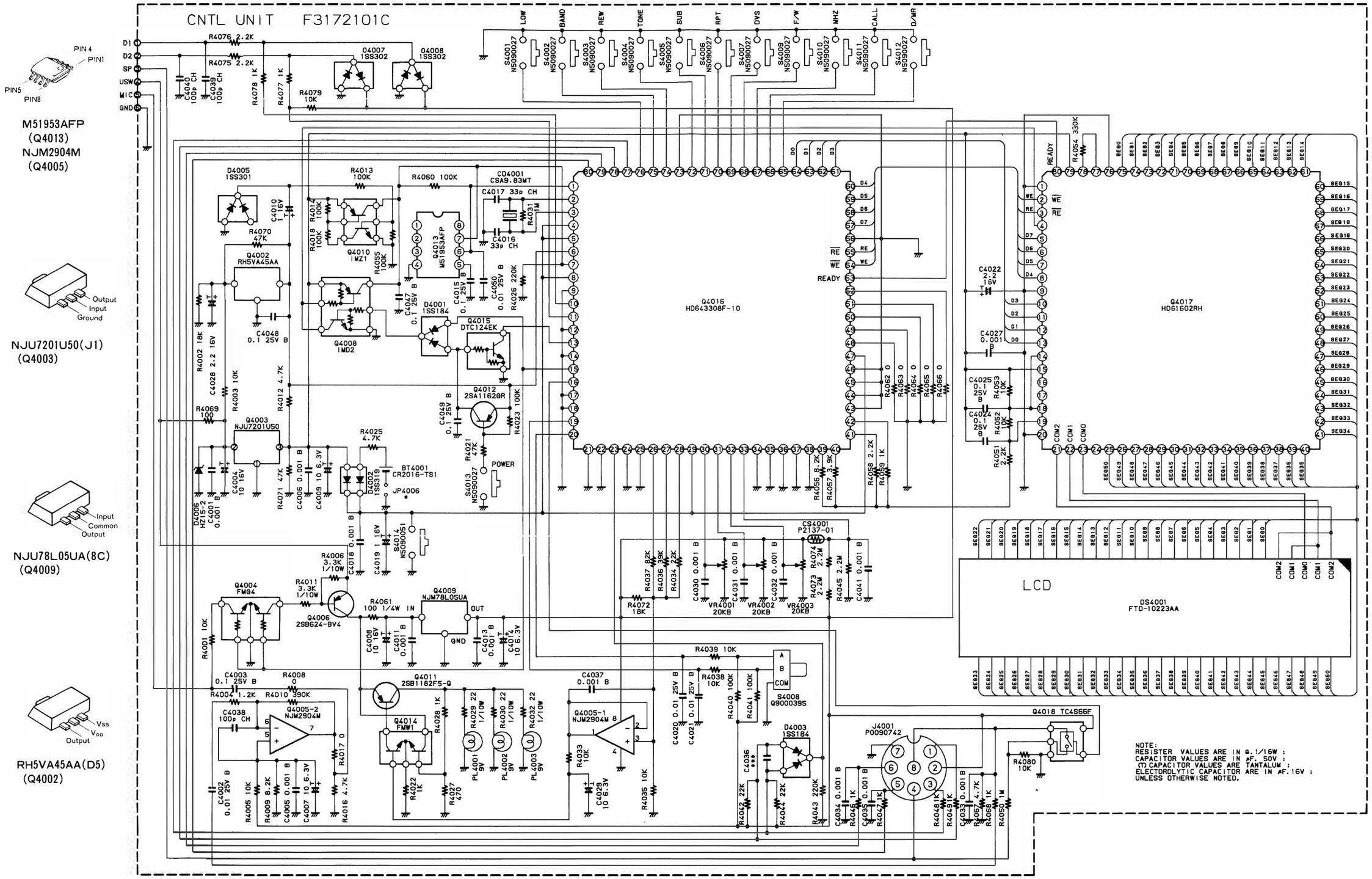
CNTL UNIT F3172101C
M51953AFP
(Q4013)
NJM2904M
(Q4005)
NJU7201U50(J1)
(Q4003)
NJU78L05UA(8C)
(Q4009)
RH5VA45AA(D5)
(Q4002)
Q4016
HD643308F-10
Q4017
HD61602RH
LCD
DS4001
FTD-10223AA
Q4018 TC4S66F
J4001
P0090742
S4008
Q9000395
NOTE:
RESISTER VALUES ARE IN Ω.1/16W ;
CAPACITOR VALUES ARE IN μF. 50V ;
(T) CAPACITOR VALUES ARE TANTALUM ;
ELECTORDLYTIC CAPACITOR ARE IN μF.16V ;
UNLESS OTHERWISE NOTED.

REF.	YAESU P/N	DESCRIPTION	MFGR'S DESIG.	VALUE	WV	TOL.	VERS.
		*** INTERFACE UNIT ***					
	CA0483005	P.C.B. W COMP.					TYP A1
	CA0483006	P.C.B. W COMP.					TYP A2
	CA0483007	P.C.B. W COMP.					TYP B1
	CA0483008	P.C.B. W COMP.					TYP B2
	CA0483009	P.C.B. W COMP.					TYP C1
	CA0483010	P.C.B. W COMP.					TYP C2
	CA0483011	P.C.B. W COMP.					TYP D1
	CA0483012	P.C.B. W COMP.					TYP D2
	CA0483013	P.C.B. W COMP.					TYP H1
	CA0483014	P.C.B. W COMP.					TYP H2
	F3171100B	P.C.B. W/O COMP.					
C 5001	K22140807	CHIP CAP.	GRM40B223M25PT	0.022uF	25V	B	
C 5003	K22141809	CHIP CAP.	GRM42-6B104M25PT	0.1uF	25V	B	
C 5004	K78120009	TANTALUM CHIP CAP.	TESVA1C105M1-8R	1uF	16V		
C 5005	K78120009	TANTALUM CHIP CAP.	TESVA1C105M1-8R	1uF	16V		
C 5006	K22174809	CHIP CAP.	GRM39B102M50PT	0.001uF	50V	B	
C 5007	K22174809	CHIP CAP.	GRM39B102M50PT	0.001uF	50V	B	
C 5008	K78120009	TANTALUM CHIP CAP.	TESVA1C105M1-8R	1uF	16V		
C 5009	K78120009	TANTALUM CHIP CAP.	TESVA1C105M1-8R	1uF	16V		
C 5010	K22140807	CHIP CAP.	GRM40B223M25PT	0.022uF	25V	B	
C 5011	K22144803	CHIP CAP.	GRM39B103K25PT	0.01uF	25V	B	
C 5012	K78080019	TANTALUM CHIP CAP.	TEMSVB20J106M-8R	10uF	6.3V		
C 5013	K22174809	CHIP CAP.	GRM39B102M50PT	0.001uF	50V	B	
C 5014	K22174809	CHIP CAP.	GRM39B102M50PT	0.001uF	50V	B	
C 5015	K78120011	TANTALUM CHIP CAP.	TESVC1C106M12R	10uF	16V		
C 5016	K22174809	CHIP CAP.	GRM39B102M50PT	0.001uF	50V	B	
C 5017	K78120016	TANTALUM CHIP CAP.	TEMSVB21C475M-8R	4.7uF	16V		
C 5018	K78120016	TANTALUM CHIP CAP.	TEMSVB21C475M-8R	4.7uF	16V		
C 5019	K22174809	CHIP CAP.	GRM39B102M50PT	0.001uF	50V	B	
C 5020	K22141809	CHIP CAP.	GRM42-6B104M25PT	0.1uF	25V	B	
C 5021	K22174235	CHIP CAP.	GRM39CH101J50PT	100pF	50V	CH	
C 5022	K22144802	CHIP CAP.	GRM39B103M25PT	0.01uF	25V	B	
C 5023	K22140807	CHIP CAP.	GRM40B223M25PT	0.022uF	25V	B	
C 5024	K22174235	CHIP CAP.	GRM39CH101J50PT	100pF	50V	CH	
C 5025	K22140811	CHIP CAP.	GRM40B104M25PT	0.1uF	25V	B	
C 5026	K22141809	CHIP CAP.	GRM42-6B104M25PT	0.1uF	25V	B	
C 5027	K22140811	CHIP CAP.	GRM40B104M25PT	0.1uF	25V	B	
C 5028	K78080011	TANTALUM CHIP CAP.	TESVC0J226M12R	22uF	6.3V		
C 5029	K22141809	CHIP CAP.	GRM42-6B104M25PT	0.1uF	25V	B	
C 5030	K22144802	CHIP CAP.	GRM39B103M25PT	0.01uF	25V	B	
C 5031	K22174809	CHIP CAP.	GRM39B102M50PT	0.001uF	50V	B	
C 5032	K78140013	TANTALUM CHIP CAP.	TEMSVA1E105M-8R	1uF	25V		
C 5033	K22144802	CHIP CAP.	GRM39B103M25PT	0.01uF	25V	B	
C 5034	K22174243	CHIP CAP.	GRM39CH221J50PT	220pF	50V	CH	
C 5035	K22174809	CHIP CAP.	GRM39B102M50PT	0.001uF	50V	B	
C 5036	K22174809	CHIP CAP.	GRM39B102M50PT	0.001uF	50V	B	
C 5037	K22141809	CHIP CAP.	GRM42-6B104M25PT	0.1uF	25V	B	
C 5038	K22144802	CHIP CAP.	GRM39B103M25PT	0.01uF	25V	B	
C 5039	K22141809	CHIP CAP.	GRM42-6B104M25PT	0.1uF	25V	B	
C 5040	K78140013	TANTALUM CHIP CAP.	TEMSVA1E105M-8R	1uF	25V		
C 5041	K22141809	CHIP CAP.	GRM42-6B104M25PT	0.1uF	25V	B	
C 5042	K22144802	CHIP CAP.	GRM39B103M25PT	0.01uF	25V	B	
C 5043	K22174809	CHIP CAP.	GRM39B102M50PT	0.001uF	50V	B	

REF.	YAESU P/N	DESCRIPTION	MFGR'S DESIG.	VALUE	WV	TOL.	VERS.
C 5044	K22141809	CHIP CAP.	GRM42-6B104M25PT	0.1uF	25V	B	
C 5045	K22141809	CHIP CAP.	GRM42-6B104M25PT	0.1uF	25V	B	
C 5046	K78120011	TANTALUM CHIP CAP.	TESVC1C106M12R	10uF	16V		
C 5047	K22174809	CHIP CAP.	GRM39B102M50PT	0.001uF	50V	B	
C 5048	K22174223	CHIP CAP.	GRM39CH330J50PT	33pF	50V	CH	
C 5049	K22174223	CHIP CAP.	GRM39CH330J50PT	33pF	50V	CH	
C 5050	K22174809	CHIP CAP.	GRM39B102M50PT	0.001uF	50V	B	
C 5051	K22141809	CHIP CAP.	GRM42-6B104M25PT	0.1uF	25V	B	
C 5052	K78120009	TANTALUM CHIP CAP.	TESVA1C105M1-8R	1uF	16V		
C 5060	K78120011	TANTALUM CHIP CAP.	TESVC1C106M12R	10uF	16V		
C 5061	K22174809	CHIP CAP.	GRM39B102M50PT	0.001uF	50V	B	
C 5062	K22174809	CHIP CAP.	GRM39B102M50PT	0.001uF	50V	B	
C 5063	K22174809	CHIP CAP.	GRM39B102M50PT	0.001uF	50V	B	
C 5064	K78140013	TANTALUM CHIP CAP.	TEMSVA1E105M-8R	1uF	25V		
C 5066	K22174809	CHIP CAP.	GRM39B102M50PT	0.001uF	50V	B	
C 5092	K78080017	TANTALUM CHIP CAP.	TEMSVA0J475M-8R	4.7uF	6.3V		
C 5093	K22174809	CHIP CAP.	GRM39B102M50PT	0.001uF	50V	B	
C 5094	K22174809	CHIP CAP.	GRM39B102M50PT	0.001uF	50V	B	
C 5095	K22174809	CHIP CAP.	GRM39B102M50PT	0.001uF	50V	B	
C 5096	K22174809	CHIP CAP.	GRM39B102M50PT	0.001uF	50V	B	
C 5097	K22174809	CHIP CAP.	GRM39B102M50PT	0.001uF	50V	B	
C 5098	K78120010	TANTALUM CHIP CAP.	TESVB21C335M8R	3.3uF	16V		
C 5099	K22174809	CHIP CAP.	GRM39B102M50PT	0.001uF	50V	B	
C 5100	K22174809	CHIP CAP.	GRM39B102M50PT	0.001uF	50V	B	
C 5101	K78140009	TANTALUM CHIP CAP.	TESVA1E474M1-8R	0.47uF	25V		
C05001	H7900620	CERAMIC OSC	CSA9.83MT				
D 5001	G2070120	DIODE	IMP11 T110				
D 5002	G2070120	DIODE	IMP11 T110				
D 5003	G2070120	DIODE	IMP11 T110				
D 5004	G2070120	DIODE	IMP11 T110				
D 5005	G2070120	DIODE	IMP11 T110				
D 5006	G2070003	DIODE	1SS226 TE85R				
D 5007	G2070003	DIODE	1SS226 TE85R				
J 5002	P0090650	CONNECTOR	B8B-ZR				
J 5003	P0090649	CONNECTOR	B7B-ZR				
J 5004	P0090648	CONNECTOR	B3B-ZR				
J 5005	P0090782	CONNECTOR	B12B-ZR				
J 5006	P0090772	CONNECTOR	5532-26A				
J 5007	P0090604	CONNECTOR	5532-14A				
Q 5002	G1090854	IC	M51523AL				
Q 5005	G1091136	IC	M37450M2-***FP				
Q 5006	G1091137	IC	UPD4028BG-T2				
Q 5007	G1091033	IC	UPD4052BG-T2				
Q 5008	G1091131	IC	M51951AML-301				
Q 5009	G3112137Y	TRANSISTOR	2SA1213Y TE12R				
Q 5010	G3070047	TRANSISTOR	DTA114EK T97				
Q 5015	G1090908	IC	NJM2902M				
Q 5016	G1090908	IC	NJM2902M				
Q 5017	G1090893	IC	TC4S66F TE85R				
Q 5018	G1090893	IC	TC4S66F TE85R				
Q 5019	G3112137Y	TRANSISTOR	2SA1213Y TE12R				
Q 5020	G3070047	TRANSISTOR	DTA114EK T97				
Q 5023	G3113437	TRANSISTOR	2SA1343-TA				

REF.	YAESU P/N	DESCRIPTION	MFGR'S DESIG.	VALUE	WV	TOL.	VERS.
R 5001	J24185331	CHIP RES.	RMC1/16 331JATP	330	1/16W		
R 5002	J24185101	CHIP RES.	RMC1/16 101JATP	100	1/16W		
R 5003	J24185393	CHIP RES.	RMC1/16 393JATP	39K	1/16W		
R 5004	J24185393	CHIP RES.	RMC1/16 393JATP	39K	1/16W		
R 5005	J24185103	CHIP RES.	RMC1/16 103JATP	10K	1/16W		
R 5006	J24185104	CHIP RES.	RMC1/16 104JATP	100K	1/16W		
R 5008	J24185472	CHIP RES.	RMC1/16 472JATP	4.7K	1/16W		
R 5010	J24185103	CHIP RES.	RMC1/16 103JATP	10K	1/16W		
R 5011	J24185225	CHIP RES.	RMC1/16 225JATP	2.2M	1/16W		
R 5012	J24185561	CHIP RES.	RMC1/16 561JATP	560	1/16W		
R 5014	J24185684	CHIP RES.	RMC1/16 684JATP	680K	1/16W		
R 5017	J24185104	CHIP RES.	RMC1/16 104JATP	100K	1/16W		
R 5018	J24185472	CHIP RES.	RMC1/16 472JATP	4.7K	1/16W		
R 5019	J24185333	CHIP RES.	RMC1/16 333JATP	33K	1/16W		
R 5020	J24185562	CHIP RES.	RMC1/16 562JATP	5.6K	1/16W		
R 5021	J24185154	CHIP RES.	RMC1/16 154JATP	150K	1/16W		
R 5022	J24185824	CHIP RES.	RMC1/16 824JATP	820K	1/16W		
R 5023	J24185823	CHIP RES.	RMC1/16 823JATP	82K	1/16W		
R 5024	J24185225	CHIP RES.	RMC1/16 225JATP	2.2M	1/16W		
R 5025	J24185472	CHIP RES.	RMC1/16 472JATP	4.7K	1/16W		
R 5026	J24185472	CHIP RES.	RMC1/16 472JATP	4.7K	1/16W		
R 5027	J24185472	CHIP RES.	RMC1/16 472JATP	4.7K	1/16W		
R 5028	J24185822	CHIP RES.	RMC1/16 822JATP	8.2K	1/16W		
R 5029	J24185472	CHIP RES.	RMC1/16 472JATP	4.7K	1/16W		
R 5030	J24185103	CHIP RES.	RMC1/16 103JATP	10K	1/16W		
R 5031	J24185102	CHIP RES.	RMC1/16 102JATP	1K	1/16W		
R 5032	J24185823	CHIP RES.	RMC1/16 823JATP	82K	1/16W		
R 5033	J24185104	CHIP RES.	RMC1/16 104JATP	100K	1/16W		
R 5034	J24185104	CHIP RES.	RMC1/16 104JATP	100K	1/16W		
R 5035	J24185104	CHIP RES.	RMC1/16 104JATP	100K	1/16W		
R 5036	J24185104	CHIP RES.	RMC1/16 104JATP	100K	1/16W		
R 5037	J24185102	CHIP RES.	RMC1/16 102JATP	1K	1/16W		
R 5038	J24185394	CHIP RES.	RMC1/16 394JATP	390K	1/16W		
R 5039	J24185684	CHIP RES.	RMC1/16 684JATP	680K	1/16W		
R 5040	J24185274	CHIP RES.	RMC1/16 274JATP	270K	1/16W		
R 5041	J24185823	CHIP RES.	RMC1/16 823JATP	82K	1/16W		
R 5042	J24185472	CHIP RES.	RMC1/16 472JATP	4.7K	1/16W		
R 5043	J24185333	CHIP RES.	RMC1/16 333JATP	33K	1/16W		
R 5044	J24185562	CHIP RES.	RMC1/16 562JATP	5.6K	1/16W		
R 5045	J24185472	CHIP RES.	RMC1/16 472JATP	4.7K	1/16W		
R 5046	J24185472	CHIP RES.	RMC1/16 472JATP	4.7K	1/16W		
R 5047	J24185223	CHIP RES.	RMC1/16 223JATP	22K	1/16W		
R 5048	J24185225	CHIP RES.	RMC1/16 225JATP	2.2M	1/16W		
R 5049	J24185223	CHIP RES.	RMC1/16 223JATP	22K	1/16W		
R 5050	J24185472	CHIP RES.	RMC1/16 472JATP	4.7K	1/16W		
R 5051	J24185333	CHIP RES.	RMC1/16 333JATP	33K	1/16W		
R 5052	J24185225	CHIP RES.	RMC1/16 225JATP	2.2M	1/16W		
R 5053	J24185473	CHIP RES.	RMC1/16 473JATP	47K	1/16W		
R 5054	J24185000	CHIP RES.	RMC1/16 000JATP	0	1/16W		
R 5055	J24185105	CHIP RES.	RMC1/16 105JATP	1M	1/16W		
R 5056	J24185103	CHIP RES.	RMC1/16 103JATP	10K	1/16W		
R 5057	J24185225	CHIP RES.	RMC1/16 225JATP	2.2M	1/16W		
R 5058	J24185472	CHIP RES.	RMC1/16 472JATP	4.7K	1/16W		
R 5059	J24185000	CHIP RES.	RMC1/16 000JATP	0	1/16W		
R 5060	J24185474	CHIP RES.	RMC1/16 474JATP	470K	1/16W		
R 5061	J24185000	CHIP RES.	RMC1/16 000JATP	0	1/16W		

REF.	YAESU P/N	DESCRIPTION	MFGR'S DESIG.	VALUE	WV	TOL.	VERS.
R 5062	J24185224	CHIP RES.	RMC1/16 224JATP	220K	1/16W		
R 5063	J24185472	CHIP RES.	RMC1/16 472JATP	4.7K	1/16W		
R 5064	J24245471	CHIP RES.	RMC1/4 471JATP	470	1/4W		
R 5065	J24185103	CHIP RES.	RMC1/16 103JATP	10K	1/16W		
R 5066	J24185225	CHIP RES.	RMC1/16 225JATP	2.2M	1/16W		
R 5067	J24185104	CHIP RES.	RMC1/16 104JATP	100K	1/16W		
R 5068	J24185472	CHIP RES.	RMC1/16 472JATP	4.7K	1/16W		
R 5070	J24185105	CHIP RES.	RMC1/16 105JATP	1M	1/16W		
R 5071	J24185331	CHIP RES.	RMC1/16 331JATP	330	1/16W		
R 5074	J24185223	CHIP RES.	RMC1/16 223JATP	22K	1/16W		
R 5075	J24185104	CHIP RES.	RMC1/16 104JATP	100K	1/16W		
R 5076	J24185104	CHIP RES.	RMC1/16 104JATP	100K	1/16W		
R 5078	J24185472	CHIP RES.	RMC1/16 472JATP	4.7K	1/16W		
R 5079	J24245471	CHIP RES.	RMC1/4 471JATP	470	1/4W		
R 5080	J24185104	CHIP RES.	RMC1/16 104JATP	100K	1/16W		
R 5081	J24185104	CHIP RES.	RMC1/16 104JATP	100K	1/16W		
R 5086	J24185000	CHIP RES.	RMC1/16 000JATP	0	1/16W		
R 5087	J24185000	CHIP RES.	RMC1/16 000JATP	0	1/16W		
R 5088	J24185000	CHIP RES.	RMC1/16 000JATP	0	1/16W		
R 5089	J24185000	CHIP RES.	RMC1/16 000JATP	0	1/16W		
R 5090	J24185000	CHIP RES.	RMC1/16 000JATP	0	1/16W		
R 5091	J24185000	CHIP RES.	RMC1/16 000JATP	0	1/16W		
R 5092	J24185000	CHIP RES.	RMC1/16 000JATP	0	1/16W		
R 5093	J24185000	CHIP RES.	RMC1/16 000JATP	0	1/16W		
R 5094	J24185000	CHIP RES.	RMC1/16 000JATP	0	1/16W		
R 5095	J24185000	CHIP RES.	RMC1/16 000JATP	0	1/16W		
R 5096	J24185000	CHIP RES.	RMC1/16 000JATP	0	1/16W		
R 5097	J24185000	CHIP RES.	RMC1/16 000JATP	0	1/16W		
R 5098	J24185000	CHIP RES.	RMC1/16 000JATP	0	1/16W		
R 5099	J24185000	CHIP RES.	RMC1/16 000JATP	0	1/16W		
R 5100	J24185000	CHIP RES.	RMC1/16 000JATP	0	1/16W		
R 5101	J24185000	CHIP RES.	RMC1/16 000JATP	0	1/16W		
R 5102	J24185000	CHIP RES.	RMC1/16 000JATP	0	1/16W		
R 5103	J24185000	CHIP RES.	RMC1/16 000JATP	0	1/16W		
R 5104	J24185000	CHIP RES.	RMC1/16 000JATP	0	1/16W		
R 5105	J24185000	CHIP RES.	RMC1/16 000JATP	0	1/16W		
R 5107	J24185103	CHIP RES.	RMC1/16 103JATP	10K	1/16W		
R 5108	J24185103	CHIP RES.	RMC1/16 103JATP	10K	1/16W		
R 5109	J24185103	CHIP RES.	RMC1/16 103JATP	10K	1/16W		
R 5110	J24185682	CHIP RES.	RMC1/16 682JATP	6.8K	1/16W		
R 5111	J24185222	CHIP RES.	RMC1/16 222JATP	2.2K	1/16W		
R 5115	J24185333	CHIP RES.	RMC1/16 333JATP	33K	1/16W		
R 5116	J24185222	CHIP RES.	RMC1/16 222JATP	2.2K	1/16W		
R 5117	J24185102	CHIP RES.	RMC1/16 102JATP	1K	1/16W		
R 5118	J24185103	CHIP RES.	RMC1/16 103JATP	10K	1/16W		
R 5119	J24185222	CHIP RES.	RMC1/16 222JATP	2.2K	1/16W		
R 5120	J24185102	CHIP RES.	RMC1/16 102JATP	1K	1/16W		
R 5121	J24185471	CHIP RES.	RMC1/16 471JATP	470	1/16W		

INTERFACE UNIT (No.50XX)



(obverse view of "component" side)

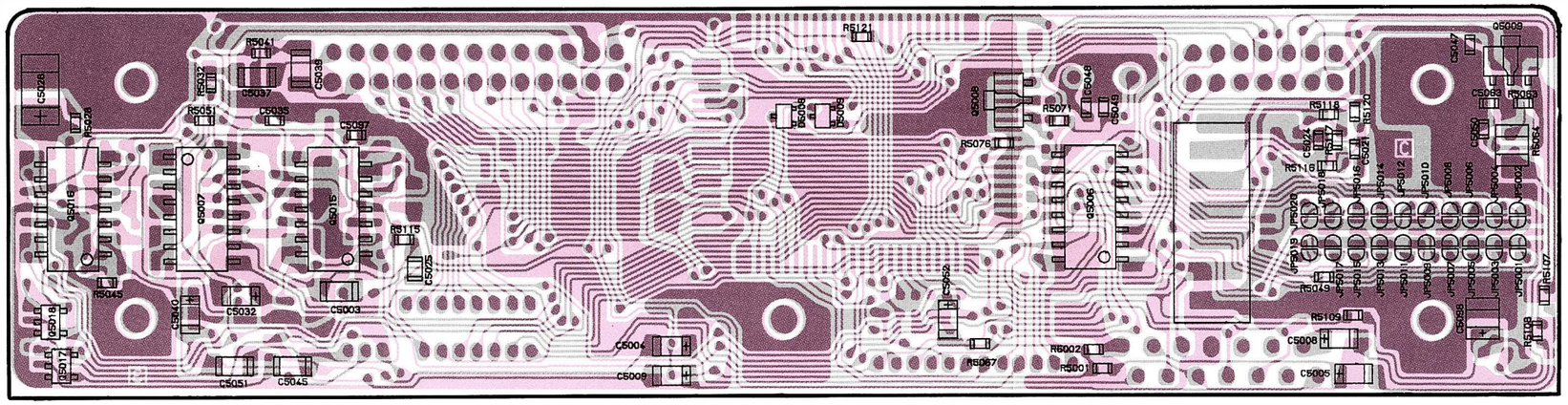

(obverse view of "chip-only" side)

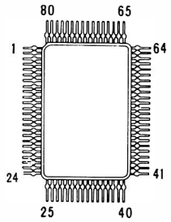

M37450M2
(Q5005)

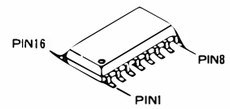

μPD4028BG
(Q5006)

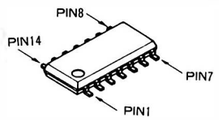

NJM2902M
(Q5015, Q5016)
μPD4052BG
(Q5007)

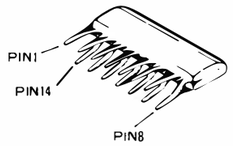

M51523AL
(Q5002)

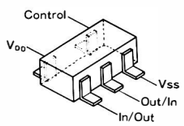

TC4S66F(C9)
(Q5017, Q5018)

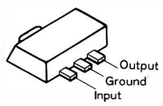

M51951AML(51)
(Q5008)

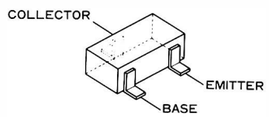

2SA1343(DL)
(Q5023)
DTA114EK(14)
(Q5010, Q5020)

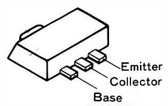

2SA1213Y(NO)
(Q5009, Q5019)

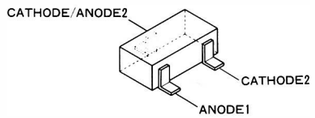

1SS226 (C3)
(Q5006, Q5007)

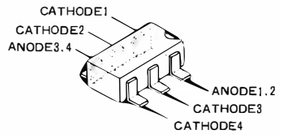

IMP11(P11)
(D5001, D5002, D5003,
D5004, D5005)

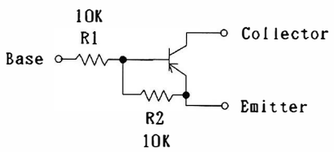

DTA114EK CIRCUIT DIAGRAM

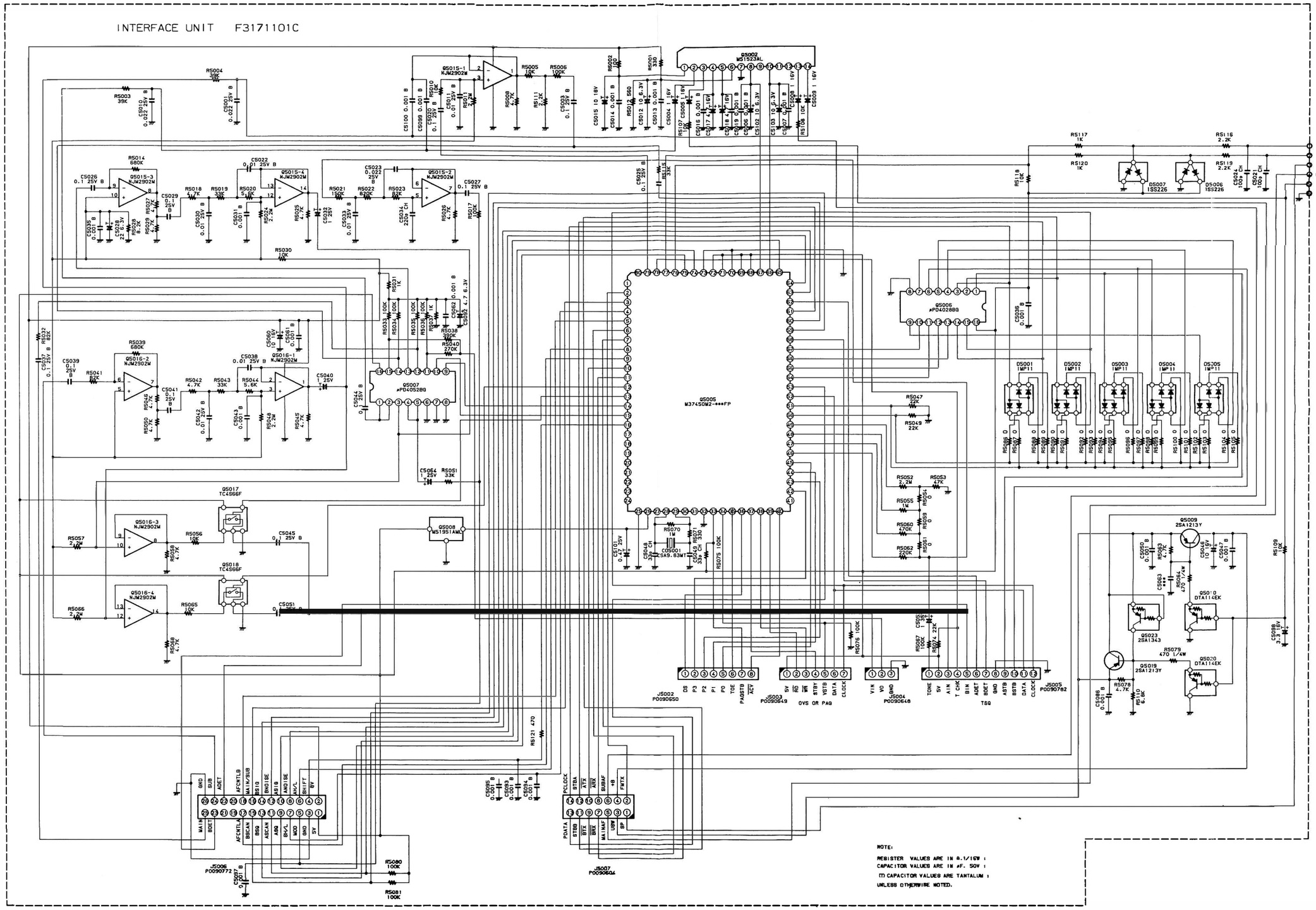
INTERFACE UNIT F3171101C
Q5005
M37450M2-***FP
Q5002
M51523AL
Q5006
μPD4028B
Q5007
μPD4052B
Q5008
M51951AML
Q5009
2SA1213Y
Q5017
TC4S66F
Q5018
TC4S66F
D5001
IMP11
D5002
IMP11
D5003
IMP11
D5004
IMP11
D5005
IMP11
D5007
1SS226
D5006
1SS226
J5002
P0090650
J5003
P0090649
OVS OR PAG
J5004
P0090648
J5005
P0090762
TSQ
J5006
P0090772
J5007
P0090604
NOTE:
RESISTER VALUES ARE IN Ω.1/16W ;
CAPACITOR VALUES ARE IN μF. 50V ;
(T) CAPACITOR VALUES ARE TANTALUM ;
UNLESS OTHERWIRE NOTED.

REF.	YAESU P/N	DESCRIPTION	MFGR'S DESIG	VALUE	WV	TOL.	VERS.
	F3214101	P.C.B.					
C 0101	K78140012	TANTALUM CHIP CAP.	F951E474MRAAF1Q2	0.47uF	25V		
C 0102	K22120805	CHIP CAP.	GRM40R683M16PT	0.068uF	16V	R	
C 0103	K22174809	CHIP CAP.	GRM39B102M50PT	0.001uF	50V	B	
C 0104	K22141005	CHIP CAP.	GRM40F104Z25PT	0.1uF	25V	F	
C 0105	K22174243	CHIP CAP.	GRM39CH221J50PT	220pF	50V	CH	
C 0106	K22174243	CHIP CAP.	GRM39CH221J50PT	220pF	50V	CH	
C 0107	K78140012	TANTALUM CHIP CAP.	F951E474MRAAF1Q2	0.47uF	25V		
C 0108	K22141005	CHIP CAP.	GRM40F104Z25PT	0.1uF	25V	F	
C 0109	K78080002	TANTALUM CHIP CAP.	F950J475MSAAF1Q2	4.7uF	6.3V		
C 0110	K22174809	CHIP CAP.	GRM39B102M50PT	0.001uF	50V	B	
C 0111	K22120805	CHIP CAP.	GRM40R683M16PT	0.068uF	16V	R	
CO0101	H7900550	CERAMIC OSC	CSB1000J221T	1MHZ			
D 0101	G2070009	DIODE	1SS184 TE85R				
D 0102	G2070009	DIODE	1SS184 TE85R				
JP0101	T9206058	WIRE-ASSY					
Q 0101	G1090897	IC	MX365LH				
Q 0102	G1090897	IC	MX365LH				
R 0101	J24185103	CHIP RES.	RMC1/16 103JATP	10K	1/16W		
R 0102	J24185334	CHIP RES.	RMC1/16 334JATP	330K	1/16W		
R 0103	J24185225	CHIP RES.	RMC1/16 225JATP	2.2M	1/16W		
R 0104	J24185105	CHIP RES.	RMC1/16 105JATP	1M	1/16W		
R 0105	J24185103	CHIP RES.	RMC1/16 103JATP	10K	1/16W		
R 0106	J24185334	CHIP RES.	RMC1/16 334JATP	330K	1/16W		
R 0107	J24185225	CHIP RES.	RMC1/16 225JATP	2.2M	1/16W		
VR0101	J51778473	POT.	RH03AYAS4X 47K	47K			

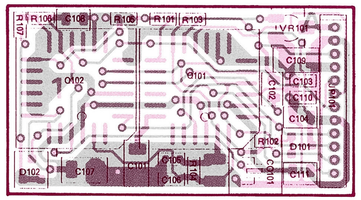

(obverse view of "component" side)



(obverse view of "solder" side)

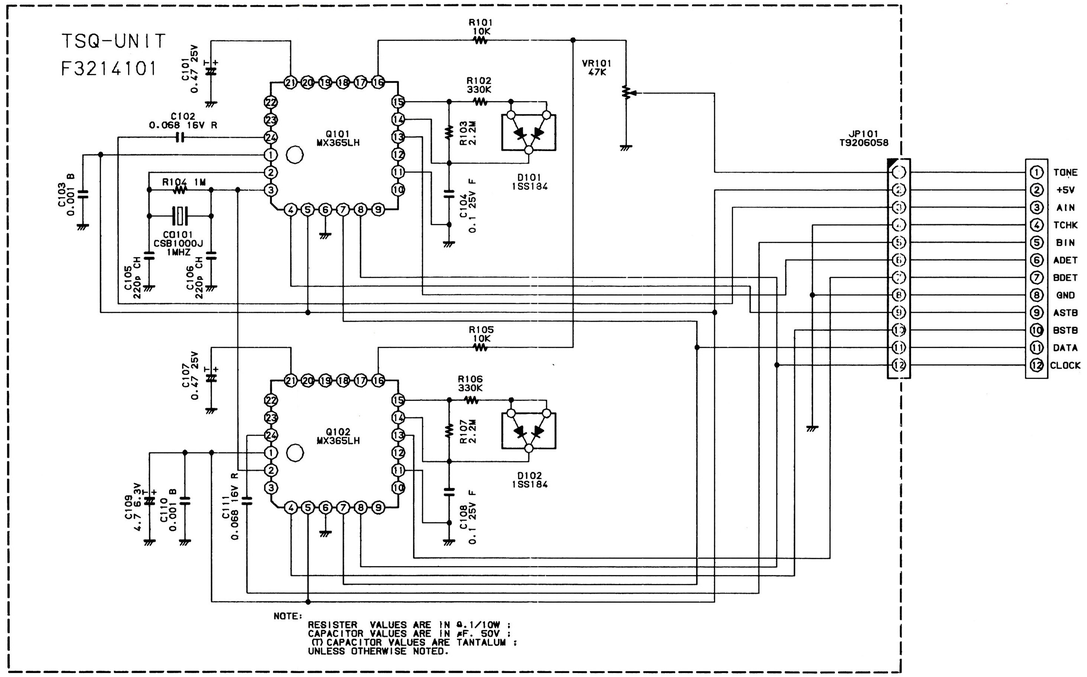

(FTS-22 Schematic Diagram)

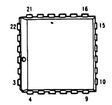

MX365LH
(Q101,Q102)

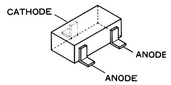

1SS184 (B3)
(D101,D102)

REF.	YAESU P/N	DESCRIPTION	MFGR'S DESIG	VALUE	WV	TOL.	VERS.
	F3216101	P.C.B.					
C 0101	K22140811	CHIP CAP.	GRM40B104M25PT	0.1uF	25V	B	
C 0102	K22144803	CHIP CAP.	GRM39B103K25PT	0.01uF	25V	B	
C 0103	K22144803	CHIP CAP.	GRM39B103K25PT	0.01uF	25V	B	
C 0104	K22174821	CHIP CAP.	GRM39B102K50PT	0.001uF	50V	B	
C 0105	K22140811	CHIP CAP.	GRM40B104M25PT	0.1uF	25V	B	
CO0101	H7900510	CERAMIC OSC	CSA3.58MG				
CO0102	H7900510	CERAMIC OSC	CSA3.58MG				
JP0101	T9206059	WIRE-ASSY					
JP0102	T9206060	WIRE-ASSY					
JP0103	T9206061	WIRE-ASSY					
Q 0101	G1091177	IC	TC35305F-11 TP2				
Q 0102	G1090696	IC	UPD4094BG				
Q 0103	G1090731	IC	LR40872				
R 0101	J24185123	CHIP RES.	RMC1/16 123JATP	12K	1/16W		
R 0102	J24185472	CHIP RES.	RMC1/16 472JATP	4.7K	1/16W		
VR0101	J51778473	POT.	RH03AYAS4X	47K			

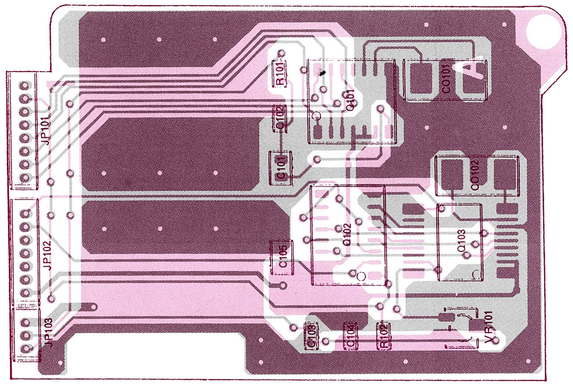

(obverse view of "component" side)



(obverse view of "solder" side)

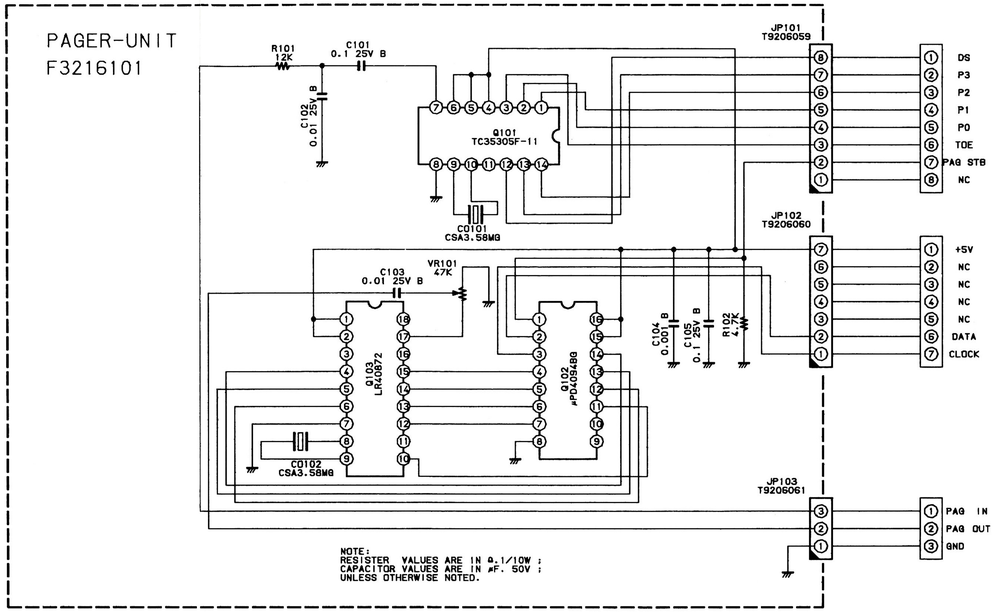

(FRC-4 Schematic Diagram)

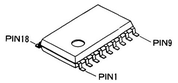

LR40872
(Q103)

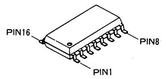

μPD4094BG
(Q102)

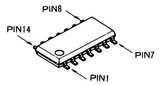

TC35305F-11
(Q101)

REF.	YAESU P/N	DESCRIPTION	MFGR'S DESIG	VALUE	WV	TOL.	VERS.
	F3215101	P.C.B.					
BT0101	Q9000268	LITHIUM BATTERY	CR2032-HM4				
C 0101	K22174235	CHIP CAP.	GRM39CH101J50PT	100pF	50V	CH	
C 0102	K22174235	CHIP CAP.	GRM39CH101J50PT	100pF	50V	CH	
C 0103	K22140811	CHIP CAP.	GRM40B104M25PT	0.1uF	25V	B	
C 0104	K22140811	CHIP CAP.	GRM40B104M25PT	0.1uF	25V	B	
C 0105	K22170817	CHIP CAP.	GRM40B103M50PT	0.01uF	50V	B	
C 0106	K22140811	CHIP CAP.	GRM40B104M25PT	0.1uF	25V	B	
C 0107	K40089023	AL.ELECTRO.CAP.	RC2-6V470MS(4X7)	47uF	6.3V		
C 0108	K22140811	CHIP CAP.	GRM40B104M25PT	0.1uF	25V	B	
C 0109	K22140812	CHIP CAP.	GRM40B223K25PT	0.022uF	25V	B	
C 0110	K22174821	CHIP CAP.	GRM39B102K50PT	0.001uF	50V	B	
C 0111	K22170817	CHIP CAP.	GRM40B103M50PT	0.01uF	50V	B	
C 0112	K40089023	AL.ELECTRO.CAP.	RC2-6V470MS(4X7)	47uF	6.3V		
C 0113	K22140811	CHIP CAP.	GRM40B104M25PT	0.1uF	25V	B	
C 0114	K22140811	CHIP CAP.	GRM40B104M25PT	0.1uF	25V	B	
CO0101	H7900660	CERAMIC OSC	CSB512J				
CO0102	H7900510	CERAMIC OSC	CSA3.58MG				
CO0103	H7900510	CERAMIC OSC	CSA3.58MG				
D 0101	G2090118	DIODE	1SS				
D 0102	G2090118	DIODE	1SS97				
JP0101	T9206059	WIRE-ASSY					
JP0103	T9206060	WIRE-ASSY					
JP0105	T9206061	WIRE-ASSY					
Q 0101	G1091177	IC	TC35305F-11 TP2				
Q 0102	G1090841	IC	TC8830F-BS				
Q 0103	G1090863	IC	UPD43256AGU-12LL				
Q 0104	G1090696	IC	UPD4094BG				
Q 0105	G1090731	IC	LR40872				
Q 0106	G1090863	IC	UPD43256AGU-12LL				
Q 0107	G1090863	IC	UPD43256AGU-12LL				
Q 0108	G1090863	IC	UPD43256AGU-12LL				
Q 0109	G3070037	TRANSISTOR	RN1303				
Q 0110	G3070037	TRANSISTOR	RN1303				
R 0101	J24185224	CHIP RES.	RMC1/16 224JATP	220K	1/16W		
R 0102	J24185472	CHIP RES.	RMC1/16 472JATP	4.7K	1/16W		
R 0103	J24185123	CHIP RES.	RMC1/16 123JATP	12K	1/16W		
R 0104	J24185473	CHIP RES.	RMC1/16 473JATP	47K	1/16W		
R 0105	J24185103	CHIP RES.	RMC1/16 103JATP	10K	1/16W		
R 0106	J24185103	CHIP RES.	RMC1/16 103JATP	10K	1/16W		
R 0107	J24185104	CHIP RES.	RMC1/16 104JATP	100K	1/16W		
R 0108	J24185104	CHIP RES.	RMC1/16 104JATP	100K	1/16W		
R 0109	J24185472	CHIP RES.	RMC1/16 472JATP	4.7K	1/16W		
R 0110	J24185472	CHIP RES.	RMC1/16 472JATP	4.7K	1/16W		
R 0111	J24185222	CHIP RES.	RMC1/16 222JATP	2.2K	1/16W		
R 0112	J24185223	CHIP RES.	RMC1/16 223JATP	22K	1/16W		
R 0113	J24185222	CHIP RES.	RMC1/16 222JATP	2.2K	1/16W		
R 0114	J24185222	CHIP RES.	RMC1/16 222JATP	2.2K	1/16W		
R 0115	J01225333	CARBON FILM RES.	RD16PJ333 33K	33K	1/6W		

REF.	YAESU P/N	DESCRIPTION	MFGR'S DESIG	VALUE	WV	TOL.	VERS.
S 0101	N6090069	SLIDE SWITCH	SSSS21				
S 0102	N6090069	SLIDE SWITCH	SSSS21				
VR0101	J51778473	POT.	RH03AYAS4X 47K	47K			

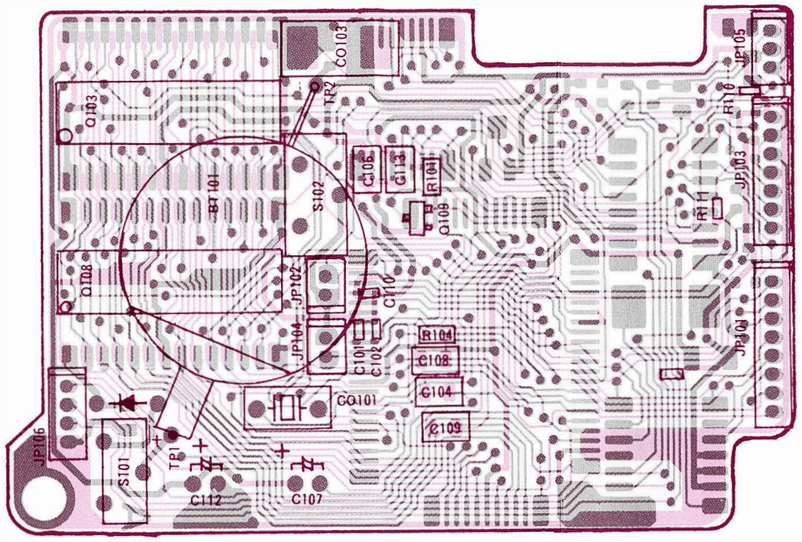

(obverse view of "component" side)

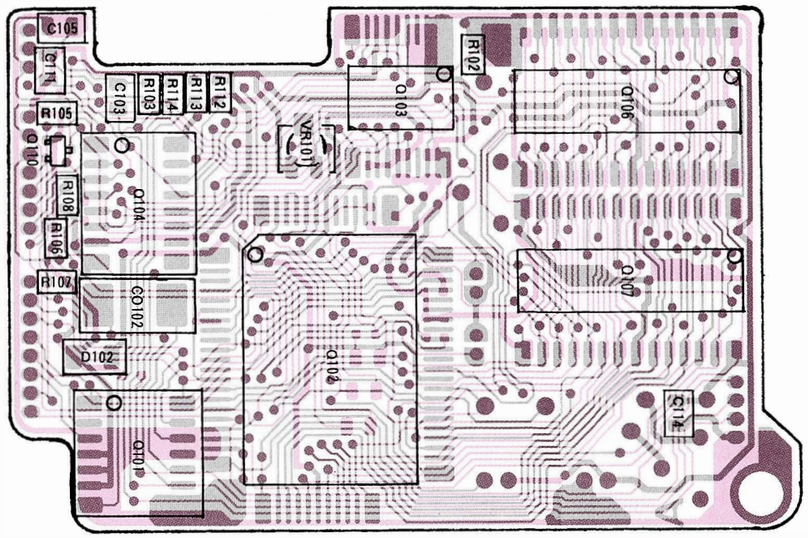

(obverse view of "chip-only" side)

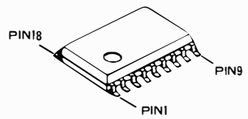

LR40872
(Q105)

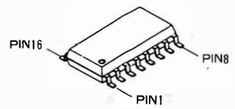

μPD4094BG
(Q104)

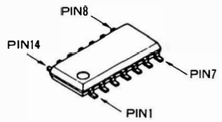

TC35305F-11
(Q101)

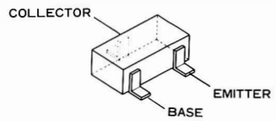

RN1303 (XC)
(Q109, Q110)

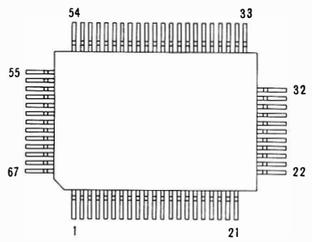

TC8830F
(Q102)

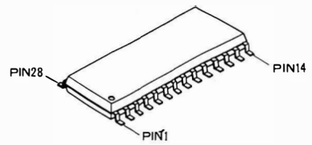

μPD43256AGU
(Q103, Q106, Q107, Q108)

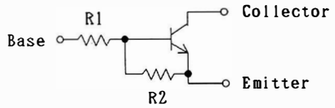

RN1303 CIRCUIT DIAGRAM

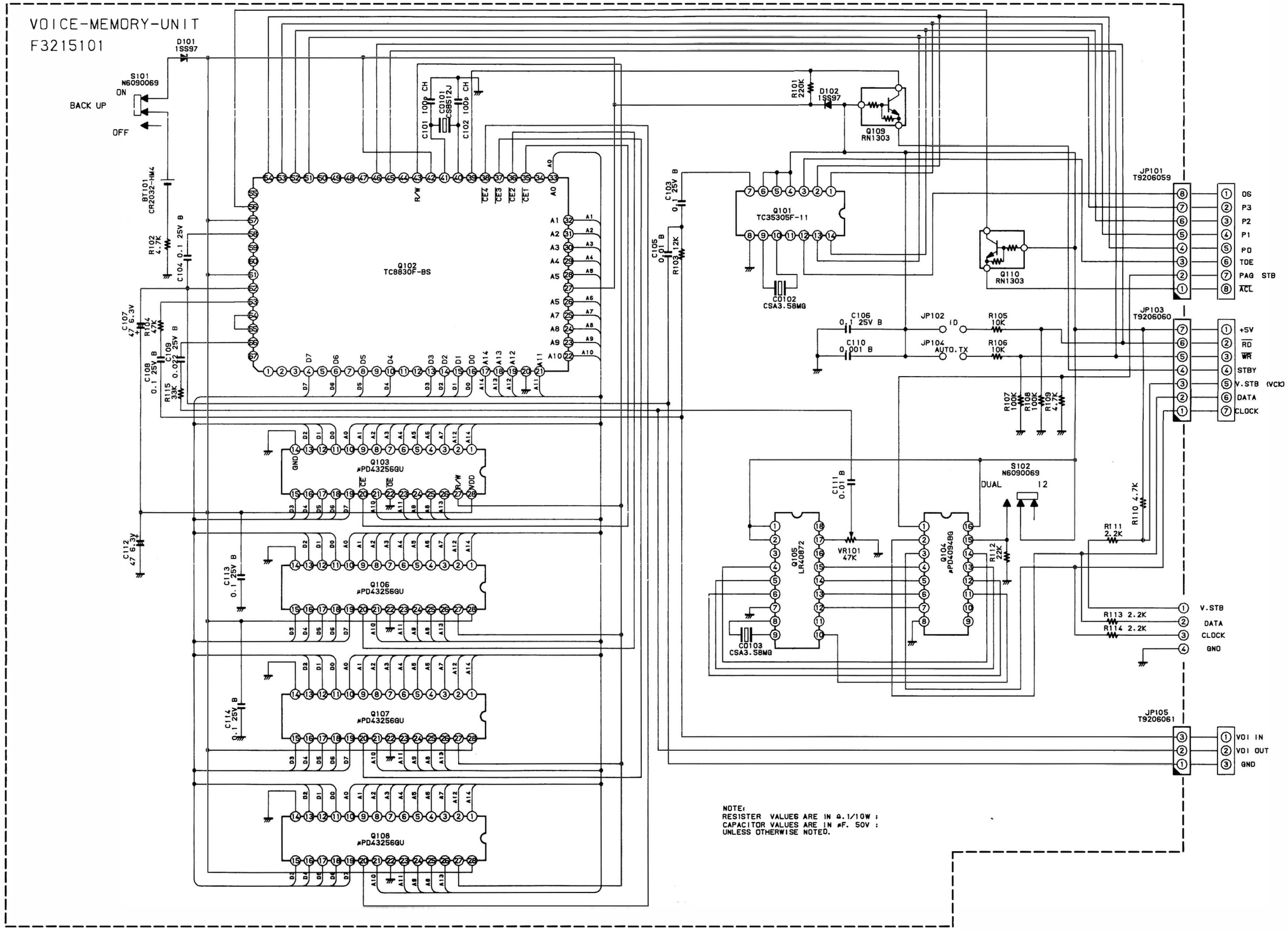
VOICE-MEMORY-UNIT
F3215101
D101 1SS97
S101 N6090069
ON
BACK UP
OFF
BT101 CR2032-HM4
R102 4.7K
C104 0.1 25V B
C107 47 6.3V
R104 4.7K
C108 0.1 25V B
C109 0.022 25V B
R115 33K
C101 100p CH
C102 100p CH
CO101 CSB512J
Q102 TC8830F-BS
R/W
CE4
CE3
CE2
CE1
Q103 μPD43256GU
Q106 μPD43256GU
Q107 μPD43256GU
Q108 μPD43256GU
C112 47 6.3V
C113 0.1 25V B
C114 0.1 25V B
R101 220K
D102 1SS97
Q109 RN1303
C103 0.1 25V B
C105 0.01 B
R103 12K
Q101 TC35305F-11
CO102 CSA3.58MG
Q110 RN1303
C106 0.1 25V B
C110 0.001 B
JP102 ID
JP104 AUTO.TX
R105 10K
R106 10K
R107 100K
R108 100K
R109 4.7K
JP101 T9206059
DS
P3
P2
P1
P0
TOE
PAG STB
ACL
JP103 T9206060
+5V
RD
WR
STBY
V.STB (VCK)
DATA
CLOCK
C111 0.01 B
S102 N6090069
DUAL
12
R110 4.7K
R111 2.2K
VR101 47K
Q105 LR40872
Q104 μPD4094BG
R112 22K
CO103 CSA3.58MG
R113 2.2K
R114 2.2K
V.STB
DATA
CLOCK
GND
JP105 T9206061
VOI IN
VOI OUT
GND
NOTE:
RESISTER VALUES ARE IN Ω.1/10W :
CAPACITOR VALUES ARE IN μF. 50V :
UNLESS OTHERWISE NOTED.

Exploded View

SCREW LIST			
Ref No.	YAESU P/N	Description	qty
①	U20205001	BINDING HEAD SCREW M2.6X5	18
②	U20205002	BINDING HEAD SCREW M2.6x5NI	2
③	U20205007	BINDING HEAD SCREW M2.6X5B	6
④	U20306001	BINDING HEAD SCREW M3X6	4
⑤	U20215007	BINDING HEAD SCREW M2.6X15B	4
⑥	U30204007	FLAT HEAD SCREW M2.6X4B	4
⑦	U31204007	OVAL HEAD SCREW M2.6X4B	12
⑧	U43106001	TAPTITE SCREW M2X6	1
⑨	U30104001	FLAT HEAD SCREW M2X4	2
⑩	U9900024	TAPTITE SCREW M1.4X1.5B	1
⑪	U9900004	TAPTITE SCREW M1.4X5	1
⑫	U24214007	TAPTITE SCREW M2.6X14B	1
⑬	U32240101	FLAT HEAD SCREW M2X4	3
⑭	U07240101	PAN HEAD SCREW M2X4	3
⑮	U32450102	FLAT HEAD SCREW M2.6X5NI	2

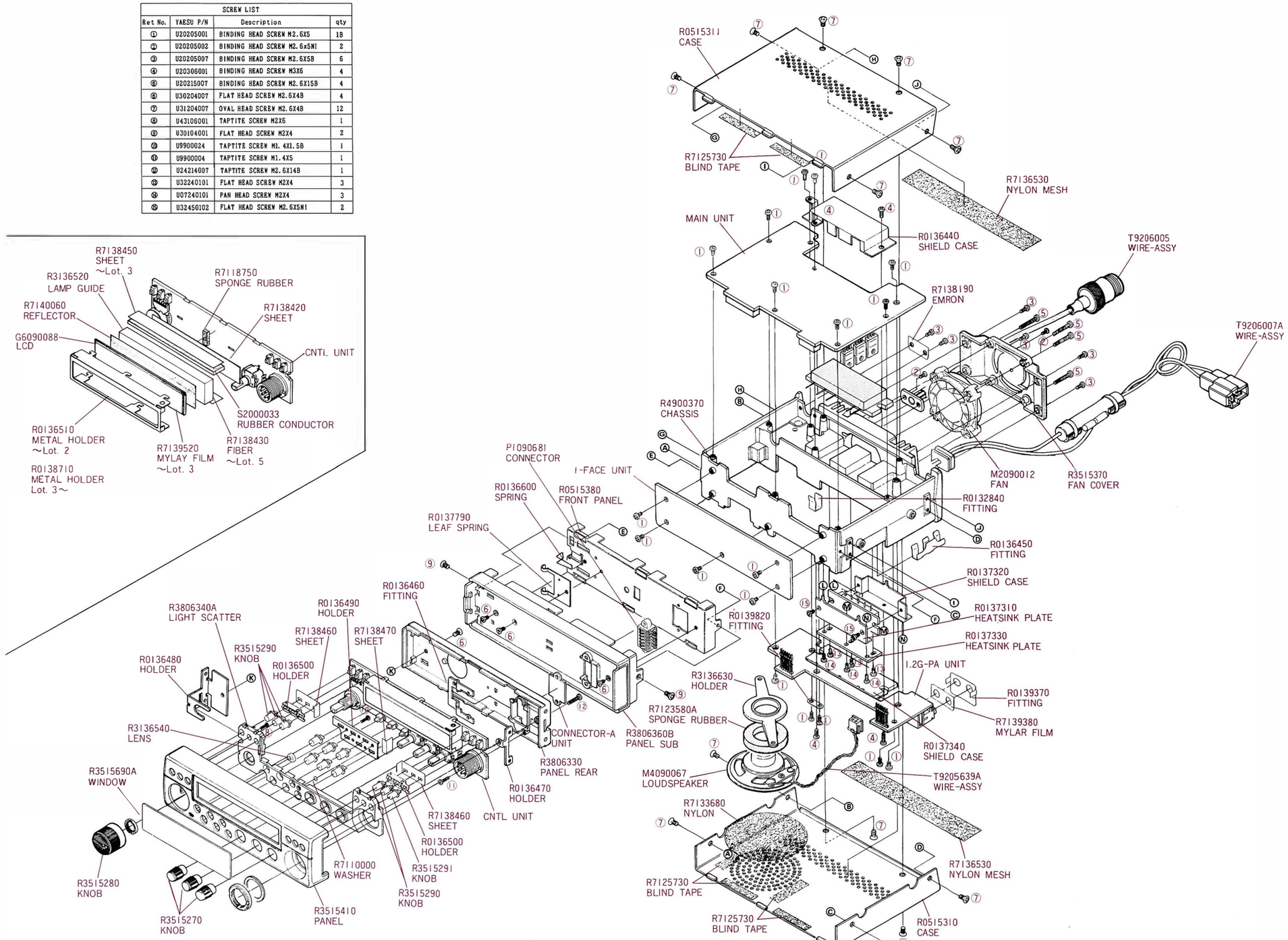

KNOB		
F/W	RPT	TONE
R3515301	R3515302	R3515306
DVS	SUB	REV
R3515303	R3515304	R3515305

Packaging

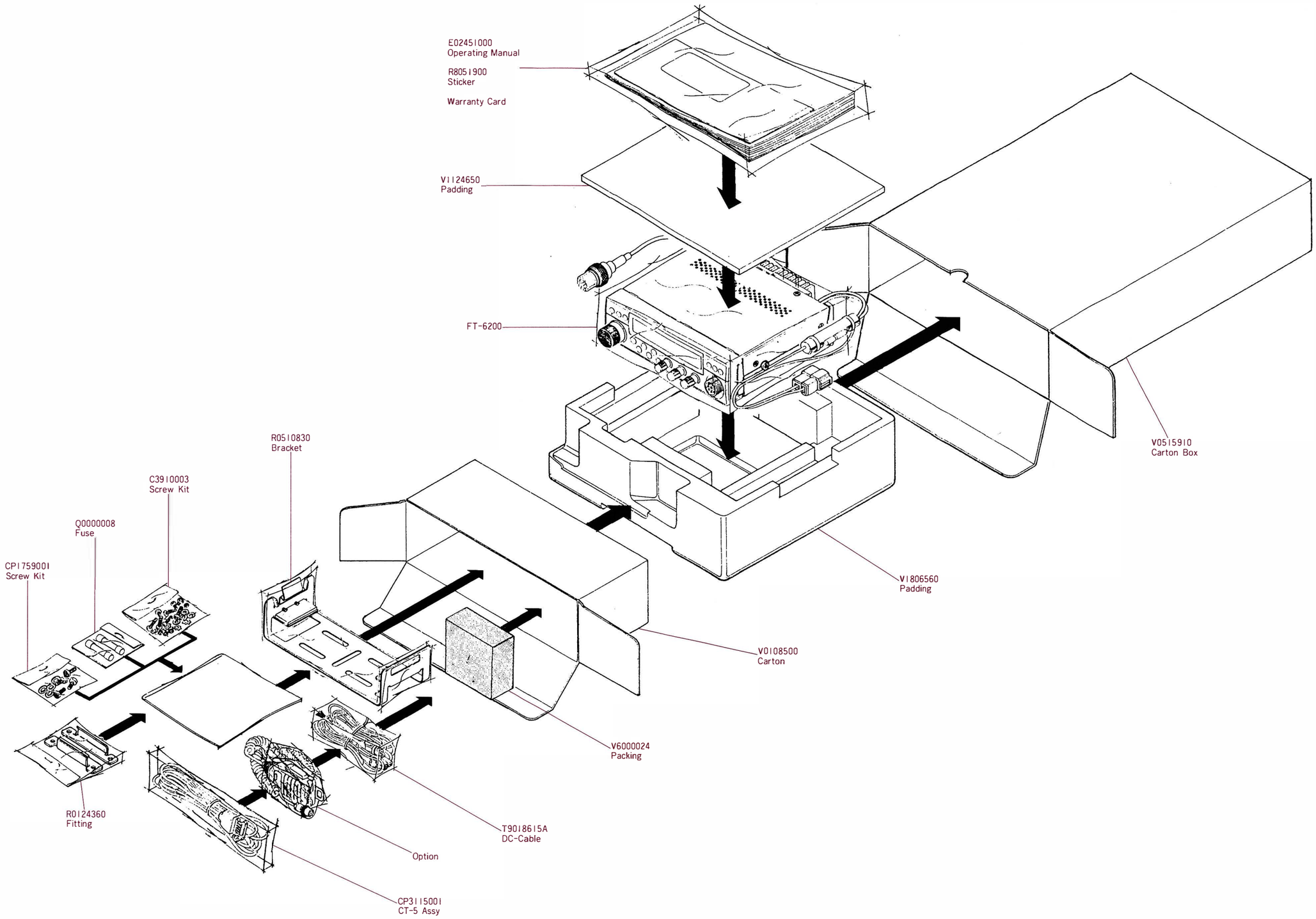
E02451000
Operating Manual
R8051900
Sticker
Warranty Card
V1124650
Padding
FT-6200
V0515910
Carton Box
V1806560
Padding
R0510830
Bracket
C3910003
Screw Kit
Q0000008
Fuse
CP1759001
Screw Kit
V0108500
Carton
V6000024
Packing
R0124360
Fitting
T9018615A
DC-Cable
Option
CP3115001
CT-5 Assy

Packaging:
FTS-22 CTCSS & FRC-4 Pager Option

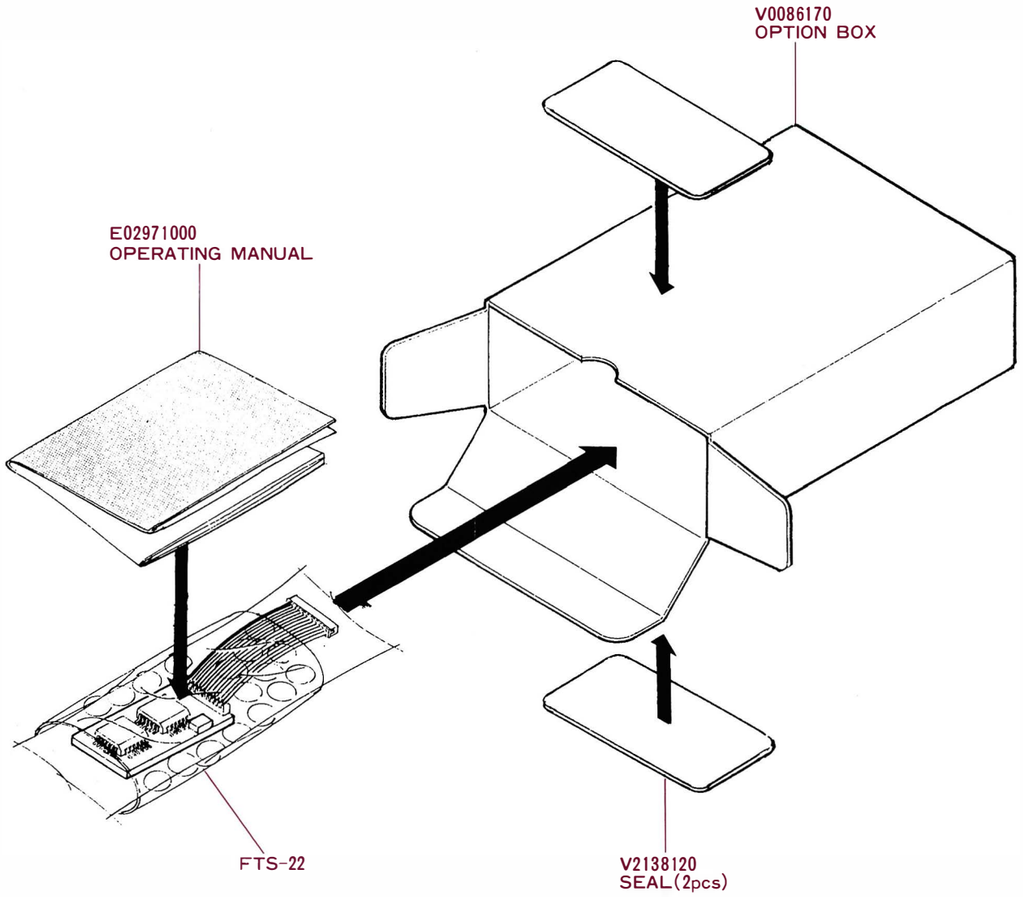

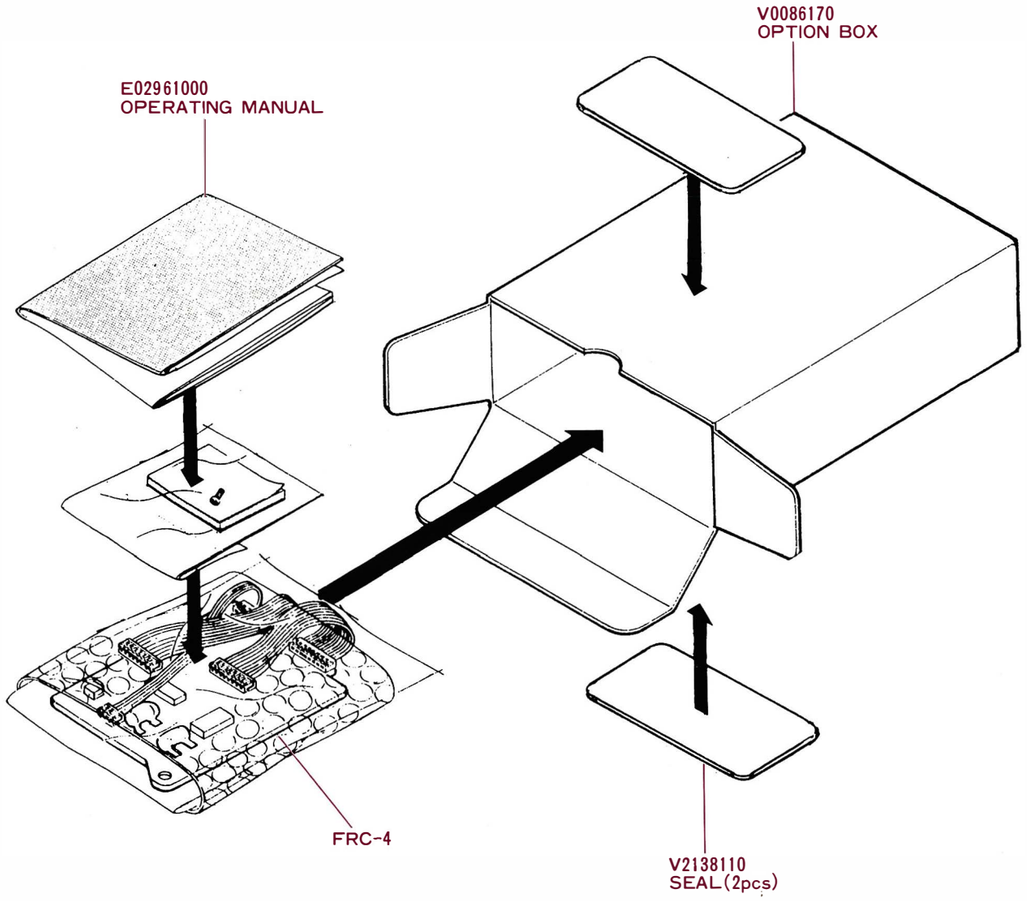

Note : Only numbered items can be supplied.

Packaging: DVS-3 Digital Voice Option

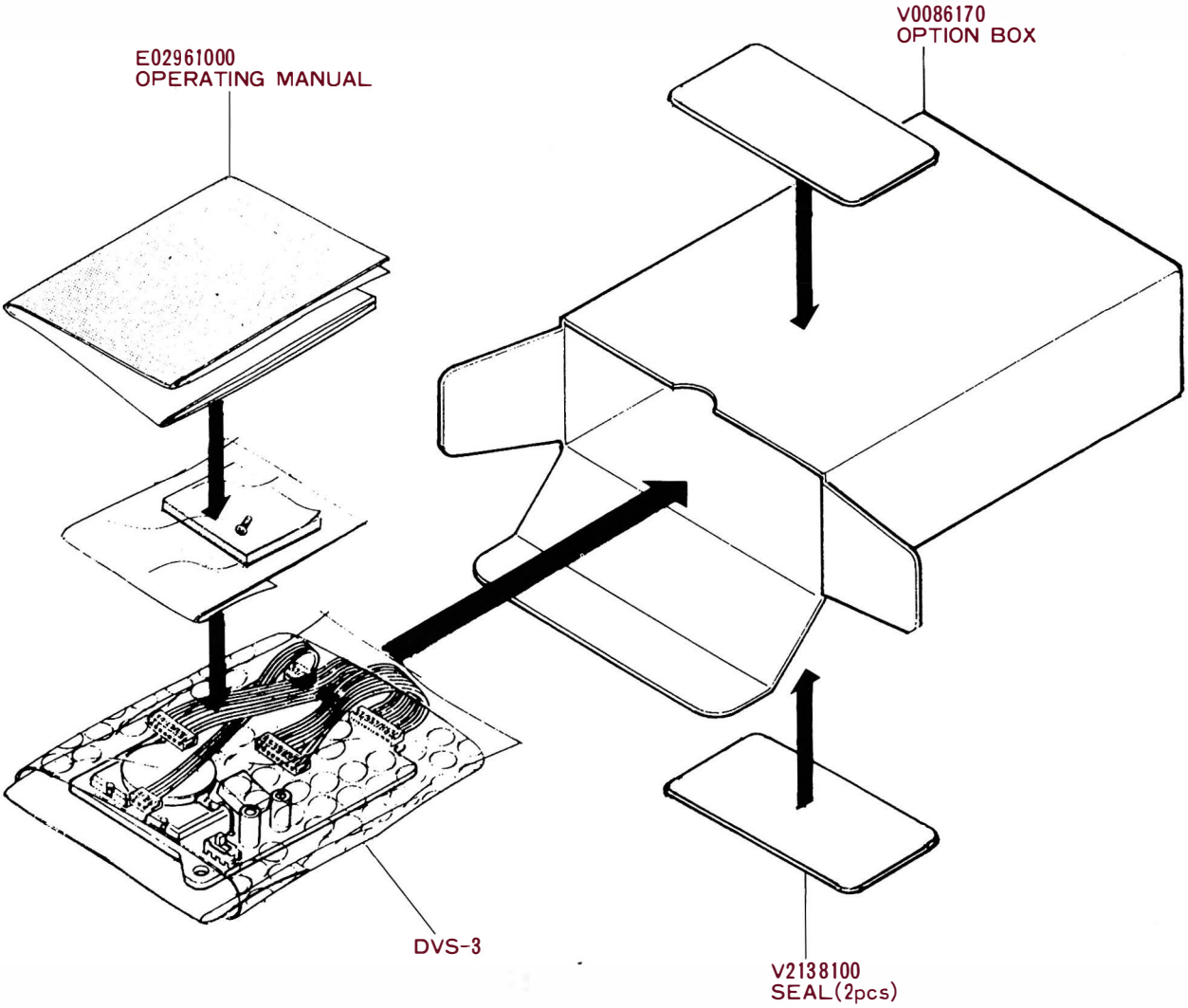

Note : Only numbered items can be supplied.

Notes

Este manual foi doado por Bernardo Charnis da empresa wirelesstech.com.br para ser scaneado e disponibilizado GRATUITAMENTE a toda a comunidade

Scaneado em cores, 300 DPI (é o maximo que minha maquina faz, nao me batam) em uma copiadora Lexmark X864de, imagens tratadas com o programa IRFANVIEW e pdf gerado com o Adobe Acrobat XI Pro, usando Clearscan

Eu scaneio, trato e disponibilizo manuais gratuitamente meramente pelo prazer de faze-lo. Caso voce queira ajudar com manuais, insumos e ate mesmo uma merrequinha pra ajudar na conta de luz e na manutenção da maquina, entre em contato pelo email alexandre.tabajara@gmail.com (tambem é pix)

Obrigado a todos que ajudaram ate aqui

Os sites onde esses scans podem ser encontrados:
- www.bama.org
- http://tabajara-labs.blogspot.com
- http://tabalabs.com.br/esquemateca
- https://datassette.org/

ATENÇÃO: AS PAGINAS EM BRANCO ESTAO EXATAMENTE COMO NO MANUAL. O OBJETIVO DE MANTE-LAS É VOCE PODER IMPRIMIR UM MANUAL IDENTICO AO ORIGINAL. NAO ESTÁ FALTANDO PAGINA NENHUMA NO MANUAL

Distribuição **GRATUITA**. Respeite o meu trabalho.
São Paulo, Agosto de 2021

Copyright © 1991
Yaesu Musen Co., Ltd.
All rights reserved.

No portion of this manual
may be reproduced
without the permission of
Yaesu Musen Co., Ltd.

E02459000(112D-0S)

Printed in Japan.