










GMDSS SAFETY RADIO

1. Remove label from battery pack contacts and insert battery into back of radio until it clicks into place (refer to instructions on reverse of this card).
2. Press  key to switch radio on. The radio switches on with Channel 16 selected, at mid volume. The squelch is automatically selected after 2 seconds (background noise will be muted if there is no signal received).
3. Press  and  keys to increase or decrease audio volume.
4. Press  to select / deselect squelch operation.
5. Press the PTT (Press To Talk) button on the side of the case to transmit, release to receive. A green LED illuminates to confirm that transmission is taking place.
6. Press  or  to select alternative channel, indicated by flashing orange LED. Press  for reselection of channel 16, confirmed by a flashing red LED.
7. Press  key for 2 seconds to switch radio off. All channel LEDs illuminate to confirm.



PTT Key

Press & hold to transmit
Release to receive.



Tx LED

Illuminates green when transmitting.



On/Off

Press to switch radio on.
Radio switches on with Channel 16 selected.
Press & hold for 2 seconds to turn radio off.



Channel Select

Press to select channel.
LED flashes next to selected channel.
16 (emergency channel) - Red LED
13 - Orange LED
6 - Orange LED



Squelch

Press to filter out background interference.



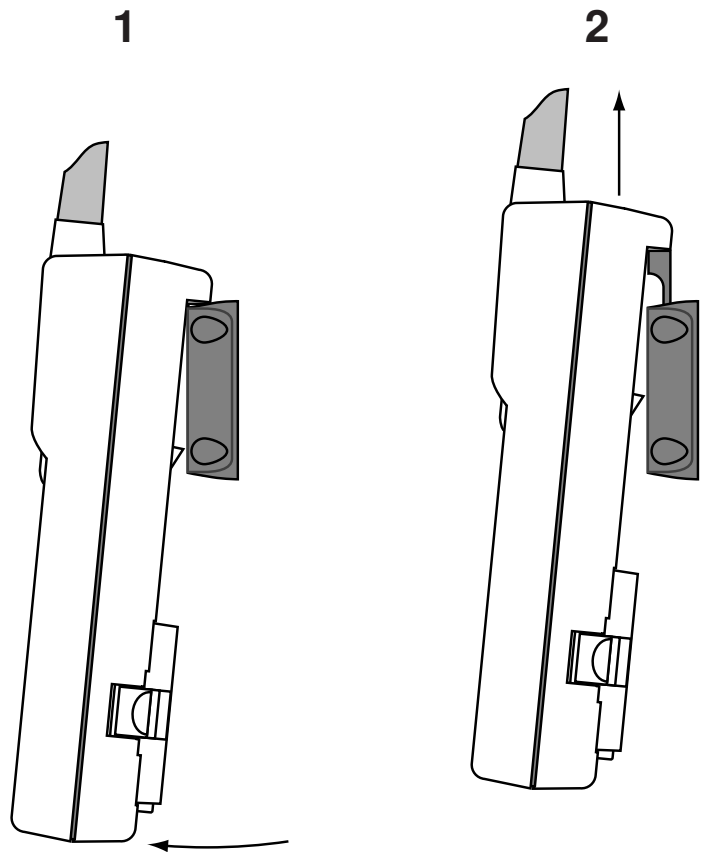
Volume



Press to increase or decrease speaker volume.

Removing radio from clip

1. Tilt bottom of radio away from bulkhead
2. Lift radio up and out of clip

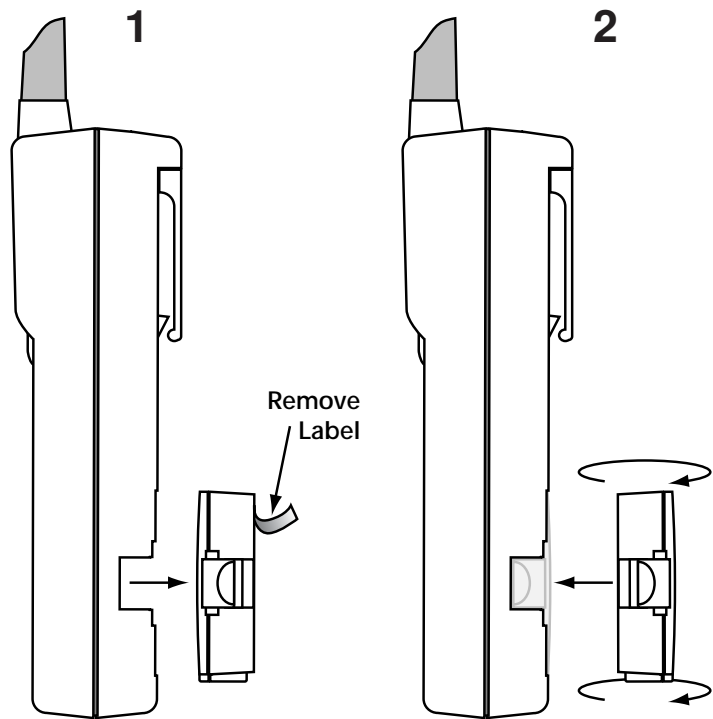


Inserting battery

(Battery is supplied fitted backwards to prevent accidental discharge)

1. Remove battery by pressing tabs. Remove label from battery contacts.
2. Re-insert battery the correct way round. Press battery into radio until it clicks home.

NOTE - Do not use the battery unless there is an emergency.



Battery Life Guidelines

The radio has been designed to exceed the requirements of battery life for GMDSS handheld radios. However, use transmit sparingly to maximise battery life.