



ELECTROSTATIC SENSITIVE DEVICE
OBSERVE HANDLING PRECAUTIONS

MITSUBISHI RF POWER MOS FET

RD30HVF1

RoHS Compliance, Silicon MOSFET Power Transistor, 175MHz, 30W

DESCRIPTION

RD30HVF1 is a MOS FET type transistor specifically designed for VHF RF power amplifiers applications.

FEATURES

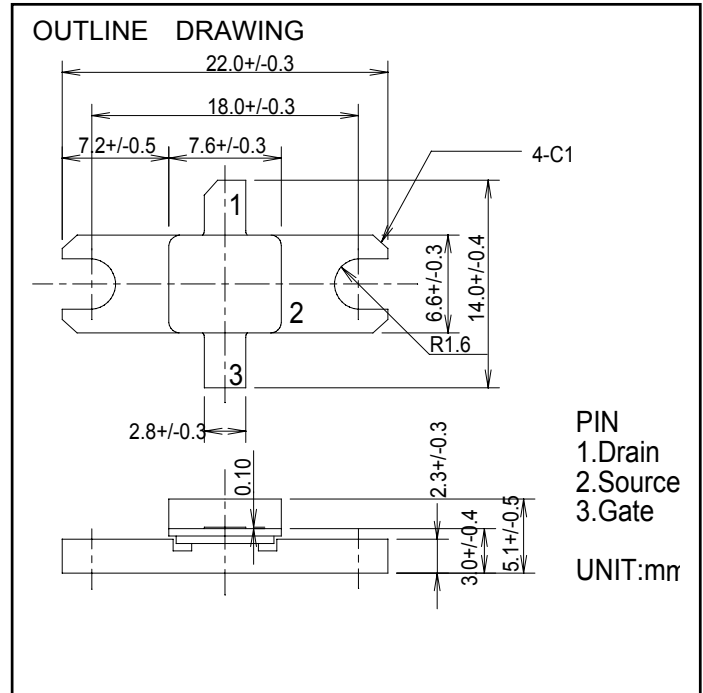
High power gain:
Pout>30W, Gp>14.7dB @Vdd=12.5V, f=175MHz
High Efficiency: 60%typ.

APPLICATION

For output stage of high power amplifiers in VHF band
Mobile radio sets.

RoHS COMPLIANT

RD30HVF1-101 is a RoHS compliant products.
RoHS compliance is indicate by the letter "G" after the Lot Marking.



ABSOLUTE MAXIMUM RATINGS

(Tc=25°C UNLESS OTHERWISE NOTED)

SYMBOL	PARAMETER	CONDITIONS	RATINGS	UNIT
Vdss	Drain to source voltage	Vgs=0V	30	V
Vgss	Gate to source voltage	Vds=0V	+/-20	V
Pch	Channel dissipation	Tc=25°C	75	W
Pin	Input power	Zg=Zl=50Ω	2.5	W
ID	Drain current	-	7	A
Tch	Channel temperature	-	175	°C
Tstg	Storage temperature	-	-40 to +175	°C
Rth j-c	Thermal resistance	junction to case	2.0	°C/W

Note 1: Above parameters are guaranteed independently.

ELECTRICAL CHARACTERISTICS (Tc=25°C, UNLESS OTHERWISE NOTED)

SYMBOL	PARAMETER	CONDITIONS	LIMITS			UNIT
			MIN	TYP	MAX.	
Idss	Zero gate voltage drain current	VDS=17V, VGS=0V	-	-	130	uA
Igss	Gate to source leak current	VGS=10V, VDS=0V	-	-	1	uA
VTH	Gate threshold voltage	VDS=12V, IDS=1mA	1.3	1.8	2.3	V
Pout	Output power	f=175MHz, VDD=12.5V	30	35	-	W
ηD	Drain efficiency	Pin=1.0W, Idq=0.5A	55	60	-	%
	Load VSWR tolerance	VDD=15.2V, Po=30W(PinControl) f=175MHz, Idq=0.5A, Zg=50Ω Load VSWR=20:1(All Phase)	No destroy			-

Note : Above parameters , ratings , limits and conditions are subject to change.



ELECTROSTATIC SENSITIVE DEVICE
OBSERVE HANDLING PRECAUTIONS

MITSUBISHI RF POWER MOS FET

RD30HVF1

RoHS Compliance, Silicon MOSFET Power Transistor, 175MHz, 30W

TYPICAL CHARACTERISTICS



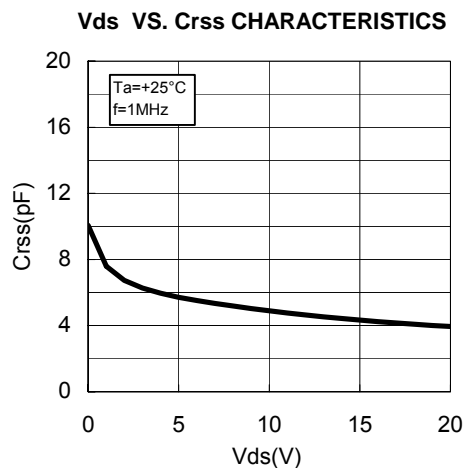
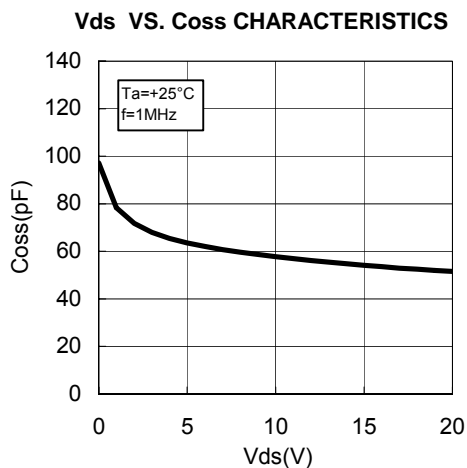
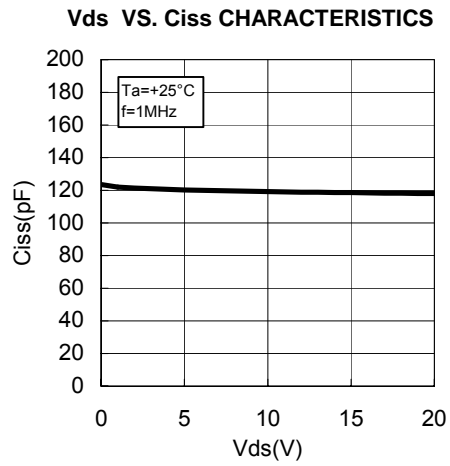
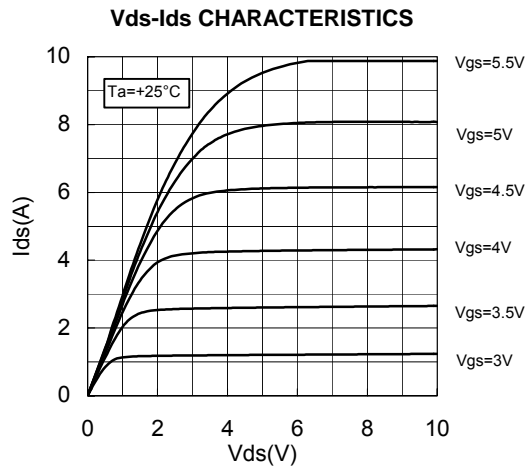
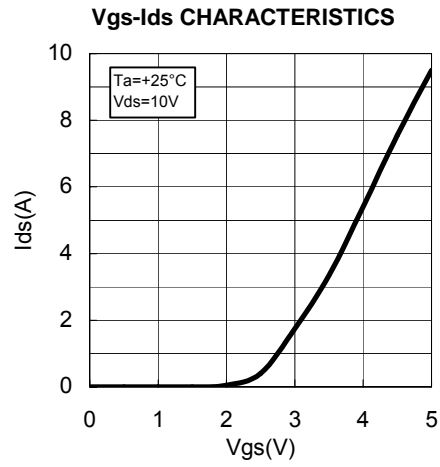
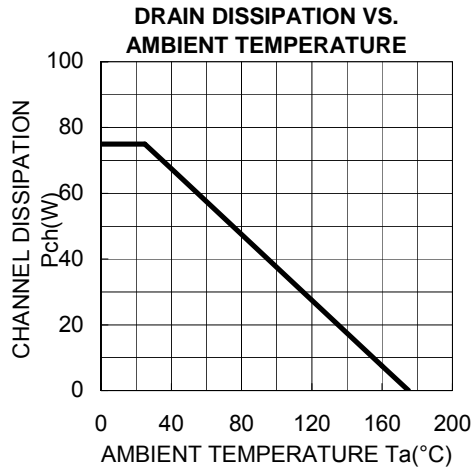
ELECTROSTATIC SENSITIVE DEVICE
OBSERVE HANDLING PRECAUTIONS

MITSUBISHI RF POWER MOS FET

RD30HVF1

RoHS Compliance,

Silicon MOSFET Power Transistor, 175MHz, 30W



TYPICAL CHARACTERISTICS



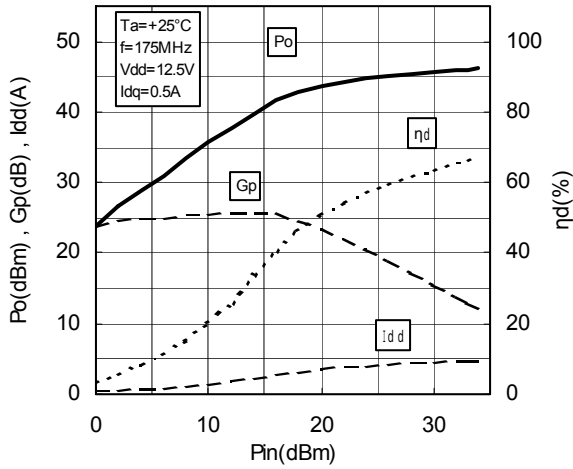
ELECTROSTATIC SENSITIVE DEVICE
OBSERVE HANDLING PRECAUTIONS

MITSUBISHI RF POWER MOS FET

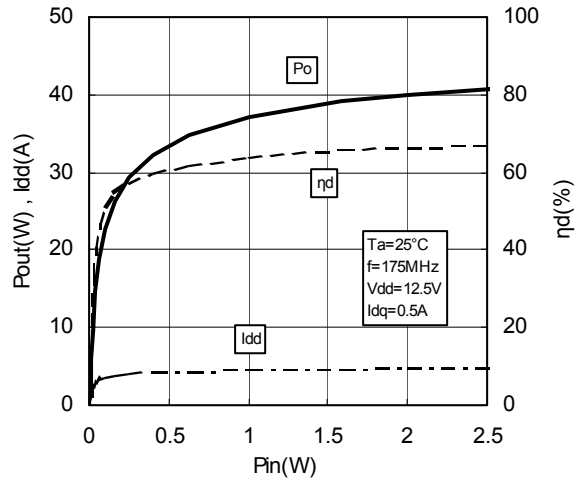
RD30HVF1

RoHS Compliance, Silicon MOSFET Power Transistor, 175MHz, 30W

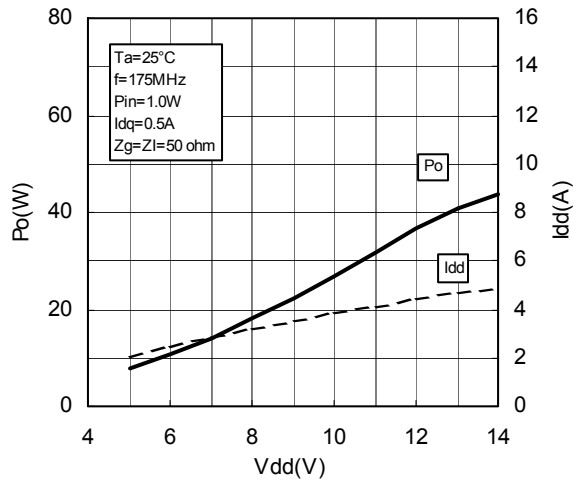
Pin-Po CHARACTERISTICS



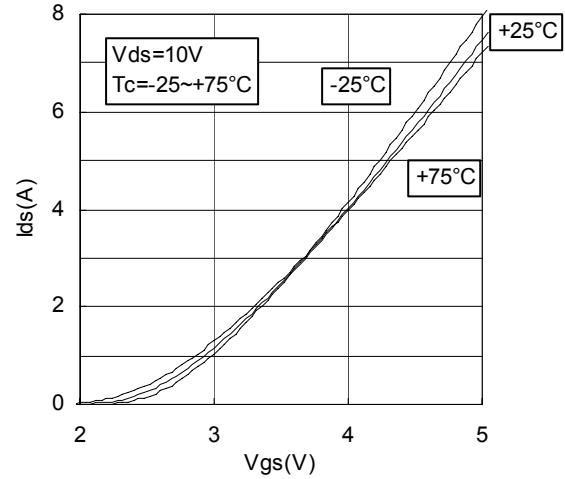
Pin-Po CHARACTERISTICS



Vdd-Po CHARACTERISTICS



Vgs-Ids CHARACTERISTICS 2



TEST CIRCUIT (f=175MHz)

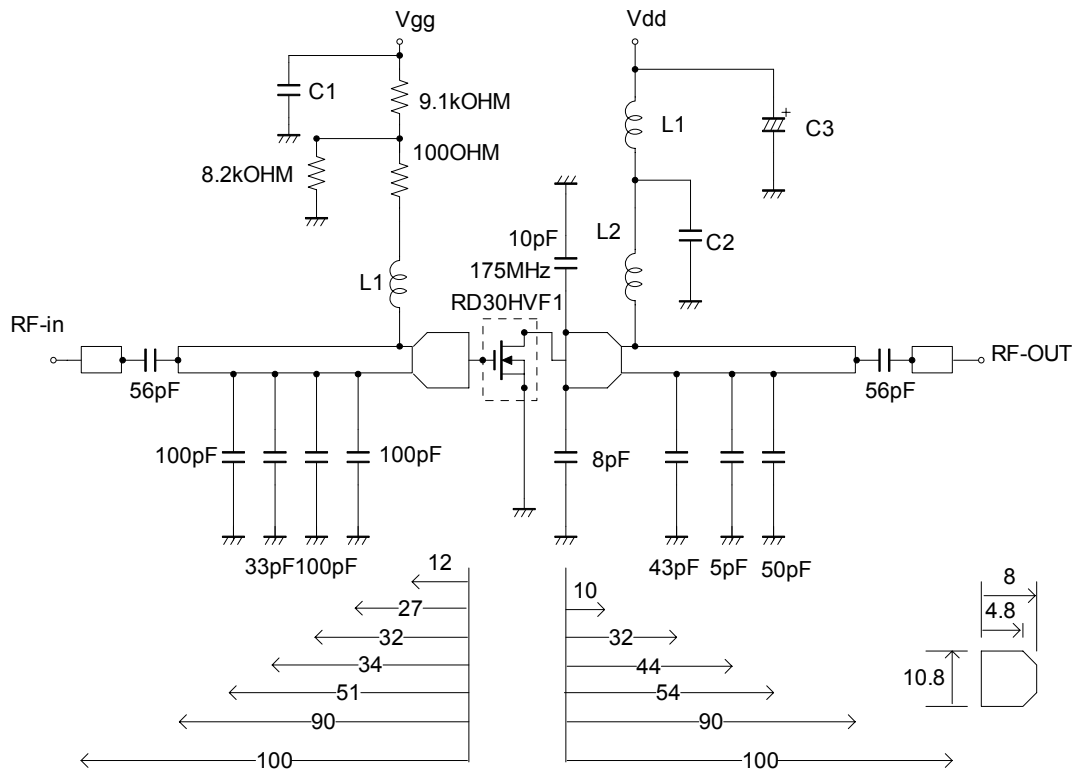


ELECTROSTATIC SENSITIVE DEVICE
OBSERVE HANDLING PRECAUTIONS

MITSUBISHI RF POWER MOS FET

RD30HVF1

RoHS Compliance, Silicon MOSFET Power Transistor, 175MHz, 30W



- C1: 2200pF 10uF in parallel
- C2: 2200pF*2 in parallel
- C3: 2200pF, 330uF in parallel

- L1: 4Turns, I.D 6mm, D1.6mm P=1 silver plated copper wire
- L2: 5Turns, I.D 6mm, D1.6mm P=1 silver plated copper wire

Note: Board material-Teflon substrate
micro strip line width=4.2mm/50OHM, er:2.7, t=1.6mm

Dimensions:mm

INPUT/OUTPUT IMPEDANCE VS.FREQUENCY CHARACTERISTICS

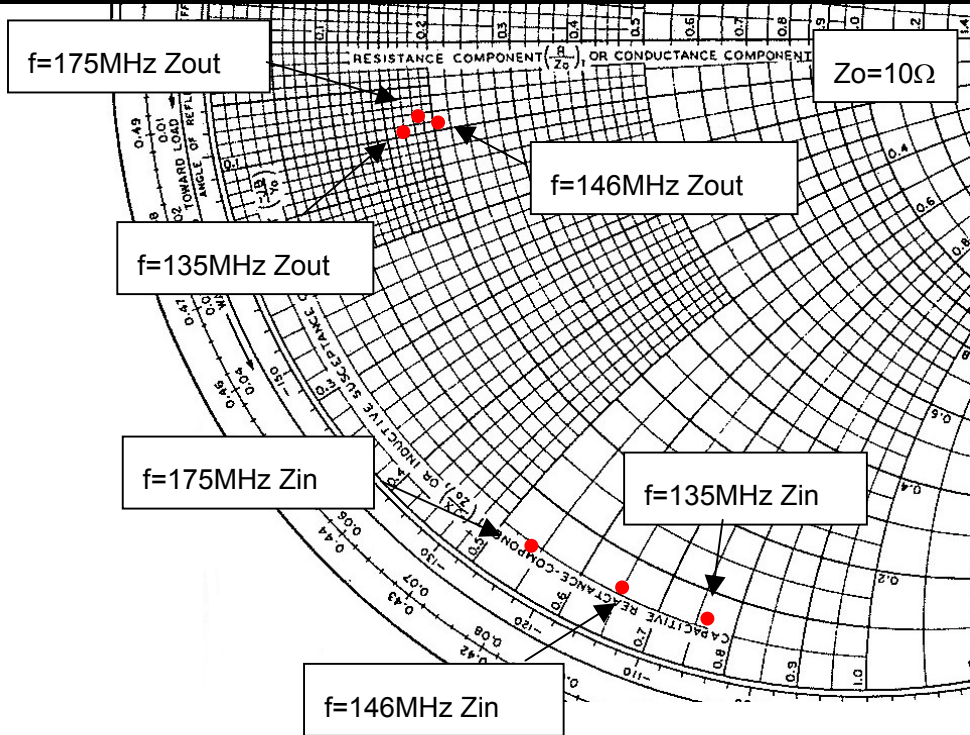


ELECTROSTATIC SENSITIVE DEVICE
OBSERVE HANDLING PRECAUTIONS

MITSUBISHI RF POWER MOS FET


RD30HVF1

RoHS Compliance, Silicon MOSFET Power Transistor, 175MHz, 30W



Zin , Zout

f (MHz)	Zin (ohm)	Zout (ohm)	Conditions
135	0.71-j7.67	1.72-j0.86	
146	0.94-j6.46	2.12-j0.78	Po=38W, Vdd=12.5V, Pin=1.0W
175	0.53-j5.34	1.87-j0.70	Po=35W, Vdd=12.5V, Pin=1.0W



ELECTROSTATIC SENSITIVE DEVICE
OBSERVE HANDLING PRECAUTIONS

MITSUBISHI RF POWER MOS FET

RD30HVF1

RoHS Compliance, Silicon MOSFET Power Transistor, 175MHz, 30W

RD30HVF1 S-PARAMETER DATA (@V_{dd}=12.5V, I_d=500mA)

Freq. [MHz]	S11		S21		S12		S22	
	(mag)	(ang)	(mag)	(ang)	(mag)	(ang)	(mag)	(ang)
100	0.867	-172.4	8.747	72.7	0.015	-11.6	0.687	-166.3
150	0.879	-176.3	5.523	61.2	0.014	-18.8	0.723	-168.8
175	0.885	-177.5	4.571	56.4	0.013	-22.2	0.740	-169.6
200	0.888	-179.1	3.852	52.4	0.012	-24.2	0.760	-170.5
250	0.905	178.5	2.877	44.1	0.010	-26.2	0.806	-172.5
300	0.915	176.2	2.202	37.1	0.009	-27.0	0.825	-174.8
350	0.926	174.1	1.754	31.4	0.007	-24.4	0.853	-177.1
400	0.933	171.8	1.422	25.8	0.006	-18.5	0.879	-179.4
450	0.936	169.5	1.167	20.9	0.005	-8.2	0.887	178.4
500	0.945	167.6	0.985	17.2	0.004	8.0	0.902	176.1
550	0.950	165.6	0.842	13.3	0.005	21.6	0.914	174.1
600	0.951	163.6	0.725	9.8	0.005	35.6	0.918	172.2
650	0.954	161.7	0.635	7.2	0.005	45.7	0.928	170.2
700	0.957	159.9	0.559	3.7	0.007	53.5	0.933	168.4
750	0.962	158.2	0.495	1.3	0.007	58.4	0.936	166.6
800	0.963	156.5	0.449	-0.5	0.008	61.6	0.943	164.8
850	0.963	154.8	0.407	-3.8	0.009	60.7	0.947	163.3
900	0.963	153.2	0.366	-5.2	0.011	61.5	0.947	161.7
950	0.962	151.6	0.337	-6.6	0.011	63.1	0.953	159.9
1000	0.964	150.1	0.315	-9.9	0.013	65.6	0.955	158.7
1100	0.966	146.9	0.275	-12.1	0.015	62.3	0.958	155.5



ELECTROSTATIC SENSITIVE DEVICE
OBSERVE HANDLING PRECAUTIONS

mitsubishi RF POWER MOS FET

RD30HVF1

RoHS Compliance, Silicon MOSFET Power Transistor, 175MHz, 30W

—————Keep safety first in your circuit designs! —————

Mitsubishi Electric Corporation puts the maximum effort into making semiconductor products better and more reliable, but there is always the possibility that trouble may occur with them. Trouble with semiconductors may lead to personal injury, fire or property damage. Remember to give due consideration to safety when making your circuit designs, with appropriate measures such as (i) placement of substitutive, auxiliary circuits, (ii) use of non-flammable material or (iii) prevention against any malfunction or mishap.