

KENWOOD

TS-790A/790E

EXTERNAL CONTROL INSTRUCTION MANUAL

KENWOOD CORPORATION

CONTENTS

1. SPECIFICATIONS.....	3
2. OPERATION.....	3
2-1. PRECAUTIONS FOR COMPUTER-CONNECTED OPERATION.....	3
2-2. CONTROL OPERATION.....	3
2-3. COMMANDS.....	4

1. SPECIFICATIONS

■ Interface

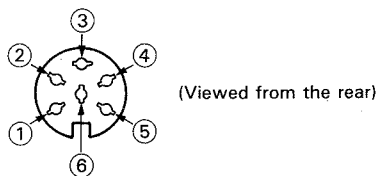
Communication method... Serial interface, full duplex
 Transfer rate 4800 BPS (bits per second)
 Synchronization Start-stop (Asynchronous)
 Bit construction 1 start bit, 8 character bits, 2 stop bits
 Parity None
 Signal format TTL level

■ Terminal Connections

Pin No.	Signal Name		I/O
1	GND	Signal ground	
2	TXD	Transmit data	Output
3	RXD	Receive data	Input
4	CTS	Transmit enable	Input
5	RTS	Receive enable	Output
6	NC	No connection	

- GND:** This is the signal ground terminal.
- TXD:** The transmit data is the serial data from the transceiver to the computer. The output utilizes negative logic.
- RXD:** The receive data is the serial data from the computer to the transceiver. The input utilizes negative logic.
- CTS:** This signal is supplied from the computer, and is used to inhibit transmit data from the transceiver when the computer is not ready to receive. The input utilizes positive logic. (Transmit data is stopped by a logic low.)
- RTS:** This signal is applied to the computer, and is used to inhibit transmit data from the computer when the transceiver is not ready to receive it. The output utilizes positive logic. (Inhibit is requested when the level is low.)

Connector pin configuration



2. OPERATION

Caution:

Turn the POWER switch OFF before making connections.

2-1. PRECAUTIONS FOR COMPUTER-CONNECTED OPERATION

When connecting the transceiver with a computer, check the following points.

- Are the connections correct?
 The transceiver output should be connected to the computer input and the transceiver input to the computer output.
Example:
 Transceiver's transmission data — Computer's receive data
 Transceiver's RTS — Computer's CTS
- Is the computer's transmission rate 4800 BPS (bits per second)?
- Is the computer's bit configuration correct?
 1 start bit, 8 character bits, 2 stop bits, no parity.

2-2. CONTROL OPERATION

Most computers handle data in the form of "bits", and "bytes". A bit is the smallest piece of information that the computer can handle. A byte is composed of 8 bits. This is the most convenient form for most computer data. This data may be sent in the form of either serial or parallel data strings. The parallel mode is faster, but more complicated, while the serial form is slower it requires less complicated equipment, and therefore is less expensive.

Serial transmission of data occurs over a single line using time-division methods. This use of a single line also offers the advantage of reducing the number of errors due to line noise.

For control of the transceiver via the computer only three lines are theoretically required: transmit data (TXD), receive data (RXD), and ground (GND). From a practical standpoint it is also necessary to incorporate some means of controlling when this data transfer will occur. We don't want the computer and transceiver sending information at the same time! This is controlled by the RTS and the CTS lines.

The IF-232C is used in conjunction to provide voltage conversion. RS-232C deals in voltages above and below TTL levels, and must be converted to prevent damage to the transceiver. This interface/conversion is handled by the IF-232C.

The actual command sequence would be similar to those described below:

For example, the radio is placed into the transmit mode whenever the character string "TX" is sent from the computer. The character string "TX" is called a command. It tells the transceiver to do something. There are 33 different commands available for control of the transceiver. These commands may be incorporated into a computer program written in BASIC or any other high level language such as PASCAL, etc. Programming methods vary from computer to computer so please refer to the instruction manuals included with your terminal program, and computer.

2-3. COMMANDS

The illustration below demonstrates that a command is composed of two alphabetical characters, various parameters, and the terminator to signal the end of the command.

Example:

FA 0014400000 ; Command to set VFO A to 144 MHz.

↑ ↑ ↑
Command Parameters Terminator

2-3-1. Command Description

A command may consist of either lower or upper case alphabetical characters.

2-3-2. Parameter Description

(Refer to the parameter list.)

Parameters are used to specify specific information necessary to implement the desired command. The exact number of parameters necessary for each command is predetermined. If a particular parameter is not applicable to the transceiver you are controlling the parameter digits should be filled using any character except the terminator “;”.

For example the MC (Memory channel selector) command uses two parameters, 1 column to specify the memory bank number, and 2 columns to specify the memory channel number. To specify CH9 of memory bank number 1, the command would be:

“MC109;” The memory bank number is not necessary when programming the TS-790 so the command could be as given above “MC109” or as:

“MC_09;” In this case a blank has been used to fill the parameter block for the memory bank number.

The following are examples of bad commands:

“MC09;” No memory bank specification (not enough parameters)

“MC19;” Not enough digits in the memory channel parameter, i.e. CH9 should be given as “09”.

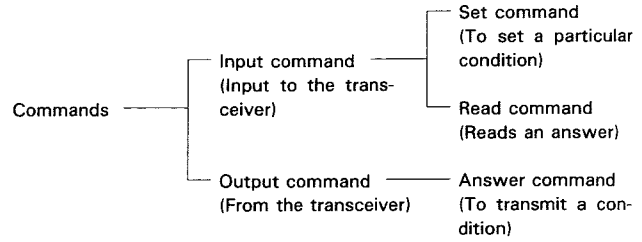
“MC_1_09;” Unnecessary characters between parameters.

“MC1009” No terminator

2-3-3. Terminator

To signal the end of a command it is necessary to use a special character. The character that has been selected for use is the semicolon “;”. This special character must appear as the last character in a particular command string.

2-3-4. Types of Commands



Commands can be classified as shown in the chart above. For example, with the FA (Frequency of VFO A) command.

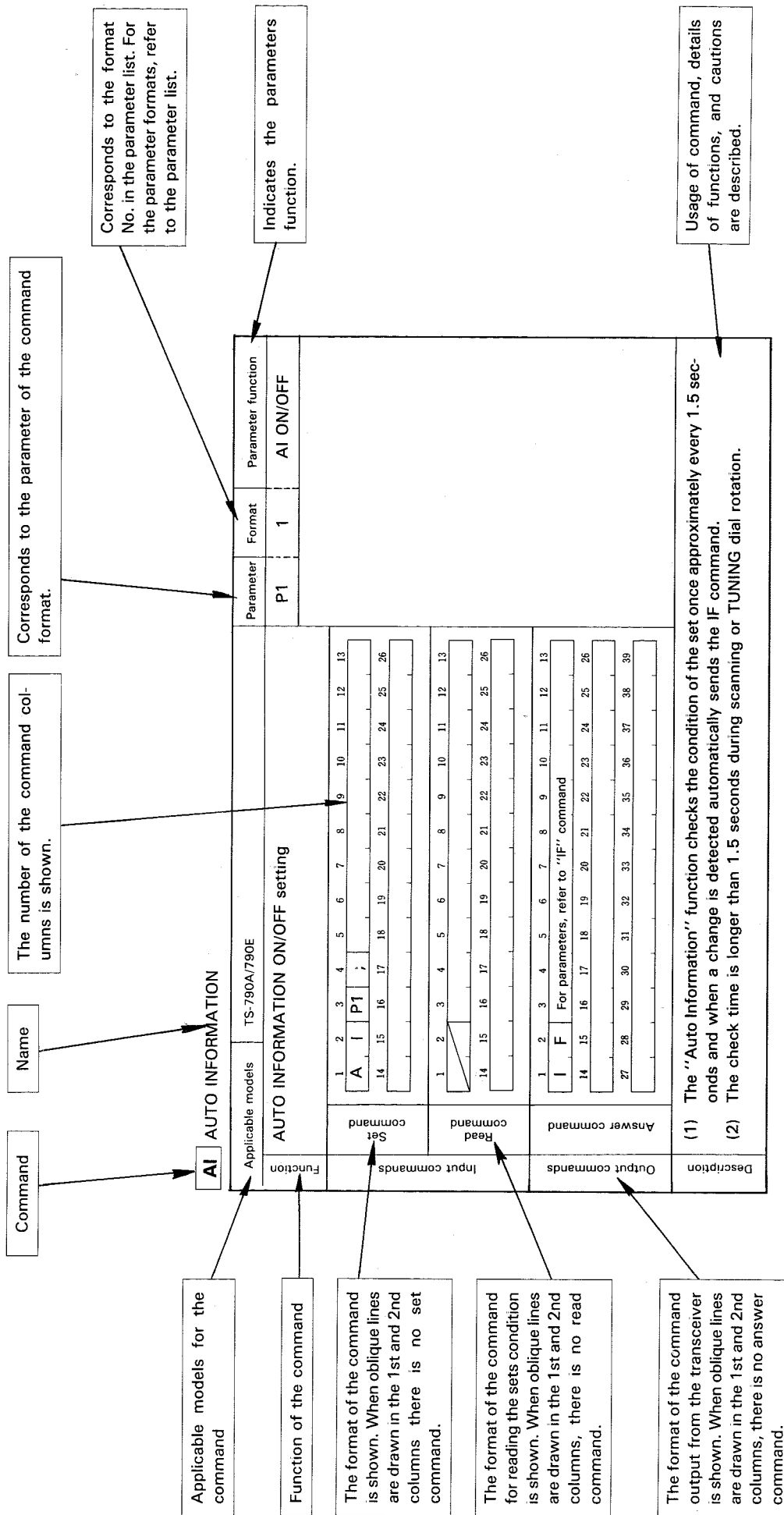
- To set the frequency at 144 MHz, the command sent from the computer to the transceiver is:
“FA0014400000;”(Set command)
- To read the frequency of VFO A, the command sent from the computer to the transceiver is:
“FA;”(Read command)
- When the read command, above, has been sent, the command returned to the computer is:
“FA0014400000;”(Answer command)

2-3-5. Error Messages

In addition to the answer command, the transceiver will send one of the following error messages:

?	<ul style="list-style-type: none"> ○ When the command syntax is incorrect. ○ When the command was not executed due to the current status of the transceiver, even though the command syntax was correct. <p>Note: Occasionally this message may not appear due to microprocessor transients in the transceiver.</p>
E;	When a communication error occurs, such as an overrun error or framing error occurs during serial data transmissions.
O;	When the receive data is sent but processing cannot be completed.

2-3-6. How to read the command tables



2-3-7. Parameter list

Format No.	Name	Number of columns	Format
1	SW	1	0=OFF 1=ON
2	MODE	1	1=LSB 4=FM 2=USB 7=CWN 3=CW
3	FUNCTION	1	0=VFO A 2=MEMORY 1=VFO B 3=CALL
4	FREQUENCY	11	Represented in Hz, using 11 columns. Example: 00144000000 is 144 MHz ↑ ↑ ↑ ↑ 10 GHz 1 MHz 1 kHz 1 Hz
5	RIT FREQUENCY	5	The first column is "+" or "-". The remaining four columns indicate the frequency in Hz. Example: +5320 is +5.32 kHz
6	STEP FREQUENCY	5	Represented in Hz, using 5 columns.
7	MEMORY CHANNEL	2	Represented in two columns. Example: 02 is CH2
8	—	—	
9	MEMORY CHANNEL SPLIT SPECIFICATION	1	0=Receive 1=Transmit
10	MEMORY LOCKOUT	1	0=Not locked out 1=Locked out
11	TX/RX	1	0=Receive 1=Transmit
12	—	—	
13	OFFSET	1	0=SIMPLEX 2=— 1=+
14	TONE FREQUENCY	2	Represented using two columns, from 01 to 38.
15	—	—	
16	MODEL NO.	3	Three column number specifying each set.
17	—	—	
18	—	—	
19	—	—	
20	BUSY Indicator	1	0=OFF 1=ON
21	DESTINATION CODE	1	0=MAIN 1=SUB
22	S METER (SUB)	4	0000 (MIN) ↔ 0015 (MAX)

2-3-8. Command Use Precautions

1. The control characters (00 to 1FH) when included in receive data are ignored.
2. Program execution may be delayed during rapid encoder rotation.
3. Receive data is not processed when directly entering the frequency from the keyboard.
4. To enter the transmitter frequency for split frequency operations using the MW command, enter any number from 1 thru 7 as the mode and either a "0" or a "1" to indicate the memory channel lockout status.

2-3-9. Command List

Command	Function	Page
AI	AUTO INFORMATION	7
BY	BUSY	7
CN	CTCSS No.	8
CT	CTCSS	8
DC	DESTINATION CODE	9
DN/UP	DOWN/UP	9
FA/FB	FREQUENCY VFO A/FREQUENCY VFO B	10
FN	FUNCTION	10
ID	ID	11
IF	INFORMATION	11
LK	LOCK	12
LT	AUTO LOCK TUNE	12
MC	MEMORY CHANNEL	13
MD	MODE	13
MR	MEMORY READ	14
MT	MUTE	14
MW	MEMORY WRITE	15
OS	OFFSET	15
RC	RIT CLEAR	16
RD/RU	RIT DOWN/RIT UP	16
RT	RIT	17
RX/TX	RX/TX	17
SC	SCAN	18
SM	S METER (SUB)	18
SP	SPLIT	19
ST	STEP	19
TN	TONE NUMBER	20
TO	TONE	20
VR	VOICE RECALL	21

AI AUTO INFORMATION

Applicable models		TS-790A/790E											Parameter	Format	Parameter function																																																																																											
Function	AUTO INFORMATION ON/OFF setting											P1	1	AI ON/OFF																																																																																												
Input commands	Set command	<table border="1"> <tr><td>1</td><td>2</td><td>3</td><td>4</td><td>5</td><td>6</td><td>7</td><td>8</td><td>9</td><td>10</td><td>11</td><td>12</td><td>13</td></tr> <tr><td>A</td><td>I</td><td>P1</td><td>;</td><td></td><td></td><td></td><td></td><td></td><td></td><td></td><td></td><td></td></tr> <tr><td>14</td><td>15</td><td>16</td><td>17</td><td>18</td><td>19</td><td>20</td><td>21</td><td>22</td><td>23</td><td>24</td><td>25</td><td>26</td></tr> <tr><td></td><td></td><td></td><td></td><td></td><td></td><td></td><td></td><td></td><td></td><td></td><td></td><td></td></tr> </table>											1	2	3	4	5	6	7	8	9	10	11	12	13	A	I	P1	;										14	15	16	17	18	19	20	21	22	23	24	25	26																																																							
	1	2	3	4	5	6	7	8	9	10	11	12	13																																																																																													
A	I	P1	;																																																																																																							
14	15	16	17	18	19	20	21	22	23	24	25	26																																																																																														
Read command	<table border="1"> <tr><td>1</td><td>2</td><td>3</td><td>4</td><td>5</td><td>6</td><td>7</td><td>8</td><td>9</td><td>10</td><td>11</td><td>12</td><td>13</td></tr> <tr><td></td><td></td><td></td><td></td><td></td><td></td><td></td><td></td><td></td><td></td><td></td><td></td><td></td></tr> <tr><td>14</td><td>15</td><td>16</td><td>17</td><td>18</td><td>19</td><td>20</td><td>21</td><td>22</td><td>23</td><td>24</td><td>25</td><td>26</td></tr> <tr><td></td><td></td><td></td><td></td><td></td><td></td><td></td><td></td><td></td><td></td><td></td><td></td><td></td></tr> </table>											1	2	3	4	5	6	7	8	9	10	11	12	13														14	15	16	17	18	19	20	21	22	23	24	25	26																																																								
1	2	3	4	5	6	7	8	9	10	11	12	13																																																																																														
14	15	16	17	18	19	20	21	22	23	24	25	26																																																																																														
Output commands	Answer command	<table border="1"> <tr><td>1</td><td>2</td><td>3</td><td>4</td><td>5</td><td>6</td><td>7</td><td>8</td><td>9</td><td>10</td><td>11</td><td>12</td><td>13</td></tr> <tr><td>I</td><td>F</td><td></td><td></td><td></td><td></td><td></td><td></td><td></td><td></td><td></td><td></td><td></td></tr> <tr><td colspan="13">For parameters, refer to "IF" command</td></tr> <tr><td>14</td><td>15</td><td>16</td><td>17</td><td>18</td><td>19</td><td>20</td><td>21</td><td>22</td><td>23</td><td>24</td><td>25</td><td>26</td></tr> <tr><td></td><td></td><td></td><td></td><td></td><td></td><td></td><td></td><td></td><td></td><td></td><td></td><td></td></tr> <tr><td>27</td><td>28</td><td>29</td><td>30</td><td>31</td><td>32</td><td>33</td><td>34</td><td>35</td><td>36</td><td>37</td><td>38</td><td>39</td></tr> <tr><td></td><td></td><td></td><td></td><td></td><td></td><td></td><td></td><td></td><td></td><td></td><td></td><td></td></tr> </table>											1	2	3	4	5	6	7	8	9	10	11	12	13	I	F												For parameters, refer to "IF" command													14	15	16	17	18	19	20	21	22	23	24	25	26														27	28	29	30	31	32	33	34	35	36	37	38	39																
1	2	3	4	5	6	7	8	9	10	11	12	13																																																																																														
I	F																																																																																																									
For parameters, refer to "IF" command																																																																																																										
14	15	16	17	18	19	20	21	22	23	24	25	26																																																																																														
27	28	29	30	31	32	33	34	35	36	37	38	39																																																																																														
Description	<p>(1) The "Auto Information" function checks the condition of the set once approximately every 1.5 seconds and when a change is detected automatically sends the IF command.</p> <p>(2) The check time is longer than 1.5 seconds during scanning or TUNING dial rotation.</p>																																																																																																									

BY BUSY

Applicable models		TS-790A/790E											Parameter	Format	Parameter function																																																																														
Function	BUSY signal readout											P1	20	BUSY indicator ON/OFF																																																																															
Input commands	Set command	<table border="1"> <tr><td>1</td><td>2</td><td>3</td><td>4</td><td>5</td><td>6</td><td>7</td><td>8</td><td>9</td><td>10</td><td>11</td><td>12</td><td>13</td></tr> <tr><td></td><td></td><td></td><td></td><td></td><td></td><td></td><td></td><td></td><td></td><td></td><td></td><td></td></tr> <tr><td>14</td><td>15</td><td>16</td><td>17</td><td>18</td><td>19</td><td>20</td><td>21</td><td>22</td><td>23</td><td>24</td><td>25</td><td>26</td></tr> <tr><td></td><td></td><td></td><td></td><td></td><td></td><td></td><td></td><td></td><td></td><td></td><td></td><td></td></tr> </table>											1	2	3	4	5	6	7	8	9	10	11	12	13														14	15	16	17	18	19	20	21	22	23	24	25	26																																										
	1	2	3	4	5	6	7	8	9	10	11	12	13																																																																																
14	15	16	17	18	19	20	21	22	23	24	25	26																																																																																	
Read command	<table border="1"> <tr><td>1</td><td>2</td><td>3</td><td>4</td><td>5</td><td>6</td><td>7</td><td>8</td><td>9</td><td>10</td><td>11</td><td>12</td><td>13</td></tr> <tr><td>B</td><td>Y</td><td>;</td><td></td><td></td><td></td><td></td><td></td><td></td><td></td><td></td><td></td><td></td></tr> <tr><td>14</td><td>15</td><td>16</td><td>17</td><td>18</td><td>19</td><td>20</td><td>21</td><td>22</td><td>23</td><td>24</td><td>25</td><td>26</td></tr> <tr><td></td><td></td><td></td><td></td><td></td><td></td><td></td><td></td><td></td><td></td><td></td><td></td><td></td></tr> </table>											1	2	3	4	5	6	7	8	9	10	11	12	13	B	Y	;											14	15	16	17	18	19	20	21	22	23	24	25	26																																											
1	2	3	4	5	6	7	8	9	10	11	12	13																																																																																	
B	Y	;																																																																																											
14	15	16	17	18	19	20	21	22	23	24	25	26																																																																																	
Output commands	Answer command	<table border="1"> <tr><td>1</td><td>2</td><td>3</td><td>4</td><td>5</td><td>6</td><td>7</td><td>8</td><td>9</td><td>10</td><td>11</td><td>12</td><td>13</td></tr> <tr><td>B</td><td>Y</td><td>P1</td><td>;</td><td></td><td></td><td></td><td></td><td></td><td></td><td></td><td></td><td></td></tr> <tr><td>14</td><td>15</td><td>16</td><td>17</td><td>18</td><td>19</td><td>20</td><td>21</td><td>22</td><td>23</td><td>24</td><td>25</td><td>26</td></tr> <tr><td></td><td></td><td></td><td></td><td></td><td></td><td></td><td></td><td></td><td></td><td></td><td></td><td></td></tr> <tr><td>27</td><td>28</td><td>29</td><td>30</td><td>31</td><td>32</td><td>33</td><td>34</td><td>35</td><td>36</td><td>37</td><td>38</td><td>39</td></tr> <tr><td></td><td></td><td></td><td></td><td></td><td></td><td></td><td></td><td></td><td></td><td></td><td></td><td></td></tr> </table>											1	2	3	4	5	6	7	8	9	10	11	12	13	B	Y	P1	;										14	15	16	17	18	19	20	21	22	23	24	25	26														27	28	29	30	31	32	33	34	35	36	37	38	39																
1	2	3	4	5	6	7	8	9	10	11	12	13																																																																																	
B	Y	P1	;																																																																																										
14	15	16	17	18	19	20	21	22	23	24	25	26																																																																																	
27	28	29	30	31	32	33	34	35	36	37	38	39																																																																																	
Description																																																																																													

CN CTCSS No.

Applicable models		TS-790A/790E											Parameter	Format	Parameter function																																																																														
Function	CTCSS number selection and readout											P1		CTCSS tone frequency																																																																															
Input commands	Set command	<table border="1"> <tr><td>1</td><td>2</td><td>3</td><td>4</td><td>5</td><td>6</td><td>7</td><td>8</td><td>9</td><td>10</td><td>11</td><td>12</td><td>13</td></tr> <tr><td>C</td><td>N</td><td>P</td><td>1</td><td>;</td><td></td><td></td><td></td><td></td><td></td><td></td><td></td><td></td></tr> <tr><td>14</td><td>15</td><td>16</td><td>17</td><td>18</td><td>19</td><td>20</td><td>21</td><td>22</td><td>23</td><td>24</td><td>25</td><td>26</td></tr> <tr><td></td><td></td><td></td><td></td><td></td><td></td><td></td><td></td><td></td><td></td><td></td><td></td><td></td></tr> </table>											1	2	3	4	5	6	7	8	9	10	11	12	13	C	N	P	1	;									14	15	16	17	18	19	20	21	22	23	24	25	26																																										
	1	2	3	4	5	6	7	8	9	10	11	12	13																																																																																
C	N	P	1	;																																																																																									
14	15	16	17	18	19	20	21	22	23	24	25	26																																																																																	
Read command	<table border="1"> <tr><td>1</td><td>2</td><td>3</td><td>4</td><td>5</td><td>6</td><td>7</td><td>8</td><td>9</td><td>10</td><td>11</td><td>12</td><td>13</td></tr> <tr><td>C</td><td>N</td><td>;</td><td></td><td></td><td></td><td></td><td></td><td></td><td></td><td></td><td></td><td></td></tr> <tr><td>14</td><td>15</td><td>16</td><td>17</td><td>18</td><td>19</td><td>20</td><td>21</td><td>22</td><td>23</td><td>24</td><td>25</td><td>26</td></tr> <tr><td></td><td></td><td></td><td></td><td></td><td></td><td></td><td></td><td></td><td></td><td></td><td></td><td></td></tr> </table>											1	2	3	4	5	6	7	8	9	10	11	12	13	C	N	;											14	15	16	17	18	19	20	21	22	23	24	25	26																																											
1	2	3	4	5	6	7	8	9	10	11	12	13																																																																																	
C	N	;																																																																																											
14	15	16	17	18	19	20	21	22	23	24	25	26																																																																																	
Output commands	Answer command	<table border="1"> <tr><td>1</td><td>2</td><td>3</td><td>4</td><td>5</td><td>6</td><td>7</td><td>8</td><td>9</td><td>10</td><td>11</td><td>12</td><td>13</td></tr> <tr><td>C</td><td>N</td><td>P</td><td>1</td><td>;</td><td></td><td></td><td></td><td></td><td></td><td></td><td></td><td></td></tr> <tr><td>14</td><td>15</td><td>16</td><td>17</td><td>18</td><td>19</td><td>20</td><td>21</td><td>22</td><td>23</td><td>24</td><td>25</td><td>26</td></tr> <tr><td></td><td></td><td></td><td></td><td></td><td></td><td></td><td></td><td></td><td></td><td></td><td></td><td></td></tr> <tr><td>27</td><td>28</td><td>29</td><td>30</td><td>31</td><td>32</td><td>33</td><td>34</td><td>35</td><td>36</td><td>37</td><td>38</td><td>39</td></tr> <tr><td></td><td></td><td></td><td></td><td></td><td></td><td></td><td></td><td></td><td></td><td></td><td></td><td></td></tr> </table>											1	2	3	4	5	6	7	8	9	10	11	12	13	C	N	P	1	;									14	15	16	17	18	19	20	21	22	23	24	25	26														27	28	29	30	31	32	33	34	35	36	37	38	39																
1	2	3	4	5	6	7	8	9	10	11	12	13																																																																																	
C	N	P	1	;																																																																																									
14	15	16	17	18	19	20	21	22	23	24	25	26																																																																																	
27	28	29	30	31	32	33	34	35	36	37	38	39																																																																																	
Description	Please note that the 97.4 Hz Tone does not function for decode purposes.																																																																																												

No.	Hz	No.	Hz
01	67.0	21	136.5
02	71.9	22	141.3
03	74.4	23	146.2
04	77.0	24	151.4
05	79.7	25	156.7
06	82.5	26	162.2
07	85.4	27	167.9
08	88.5	28	173.8
09	91.5	29	179.9
10	94.8	30	186.2
12	100.0	31	192.8
13	103.5	32	203.5
14	107.2	33	210.7
15	110.9	34	218.1
16	114.8	35	225.7
17	118.8	36	233.6
18	123.0	37	241.8
19	127.3	38	250.3
20	131.8		

CT CTCSS

Applicable models		TS-790A/790E											Parameter	Format	Parameter function																																																																														
Function	CTCSS ON/OFF selection and readout											P1	1	CTCSS ON/OFF																																																																															
Input commands	Set command	<table border="1"> <tr><td>1</td><td>2</td><td>3</td><td>4</td><td>5</td><td>6</td><td>7</td><td>8</td><td>9</td><td>10</td><td>11</td><td>12</td><td>13</td></tr> <tr><td>C</td><td>T</td><td>P1</td><td>;</td><td></td><td></td><td></td><td></td><td></td><td></td><td></td><td></td><td></td></tr> <tr><td>14</td><td>15</td><td>16</td><td>17</td><td>18</td><td>19</td><td>20</td><td>21</td><td>22</td><td>23</td><td>24</td><td>25</td><td>26</td></tr> <tr><td></td><td></td><td></td><td></td><td></td><td></td><td></td><td></td><td></td><td></td><td></td><td></td><td></td></tr> </table>											1	2	3	4	5	6	7	8	9	10	11	12	13	C	T	P1	;										14	15	16	17	18	19	20	21	22	23	24	25	26																																										
	1	2	3	4	5	6	7	8	9	10	11	12	13																																																																																
C	T	P1	;																																																																																										
14	15	16	17	18	19	20	21	22	23	24	25	26																																																																																	
Read command	<table border="1"> <tr><td>1</td><td>2</td><td>3</td><td>4</td><td>5</td><td>6</td><td>7</td><td>8</td><td>9</td><td>10</td><td>11</td><td>12</td><td>13</td></tr> <tr><td>C</td><td>T</td><td>;</td><td></td><td></td><td></td><td></td><td></td><td></td><td></td><td></td><td></td><td></td></tr> <tr><td>14</td><td>15</td><td>16</td><td>17</td><td>18</td><td>19</td><td>20</td><td>21</td><td>22</td><td>23</td><td>24</td><td>25</td><td>26</td></tr> <tr><td></td><td></td><td></td><td></td><td></td><td></td><td></td><td></td><td></td><td></td><td></td><td></td><td></td></tr> </table>											1	2	3	4	5	6	7	8	9	10	11	12	13	C	T	;											14	15	16	17	18	19	20	21	22	23	24	25	26																																											
1	2	3	4	5	6	7	8	9	10	11	12	13																																																																																	
C	T	;																																																																																											
14	15	16	17	18	19	20	21	22	23	24	25	26																																																																																	
Output commands	Answer command	<table border="1"> <tr><td>1</td><td>2</td><td>3</td><td>4</td><td>5</td><td>6</td><td>7</td><td>8</td><td>9</td><td>10</td><td>11</td><td>12</td><td>13</td></tr> <tr><td>C</td><td>T</td><td>P1</td><td>;</td><td></td><td></td><td></td><td></td><td></td><td></td><td></td><td></td><td></td></tr> <tr><td>14</td><td>15</td><td>16</td><td>17</td><td>18</td><td>19</td><td>20</td><td>21</td><td>22</td><td>23</td><td>24</td><td>25</td><td>26</td></tr> <tr><td></td><td></td><td></td><td></td><td></td><td></td><td></td><td></td><td></td><td></td><td></td><td></td><td></td></tr> <tr><td>27</td><td>28</td><td>29</td><td>30</td><td>31</td><td>32</td><td>33</td><td>34</td><td>35</td><td>36</td><td>37</td><td>38</td><td>39</td></tr> <tr><td></td><td></td><td></td><td></td><td></td><td></td><td></td><td></td><td></td><td></td><td></td><td></td><td></td></tr> </table>											1	2	3	4	5	6	7	8	9	10	11	12	13	C	T	P1	;										14	15	16	17	18	19	20	21	22	23	24	25	26														27	28	29	30	31	32	33	34	35	36	37	38	39																
1	2	3	4	5	6	7	8	9	10	11	12	13																																																																																	
C	T	P1	;																																																																																										
14	15	16	17	18	19	20	21	22	23	24	25	26																																																																																	
27	28	29	30	31	32	33	34	35	36	37	38	39																																																																																	
Description																																																																																													

DC DESTINATION CODE

Applicable models		TS-790A/790E											Parameter	Format	Parameter function																																																																											
Function	DESTINATION CODE selection and readout											P1	21	DESTINATION CODE																																																																												
	Input commands	Set command	<table border="1"> <tr><td>1</td><td>2</td><td>3</td><td>4</td><td>5</td><td>6</td><td>7</td><td>8</td><td>9</td><td>10</td><td>11</td><td>12</td><td>13</td></tr> <tr><td>D</td><td>C</td><td>P1</td><td>;</td><td></td><td></td><td></td><td></td><td></td><td></td><td></td><td></td><td></td></tr> <tr><td>14</td><td>15</td><td>16</td><td>17</td><td>18</td><td>19</td><td>20</td><td>21</td><td>22</td><td>23</td><td>24</td><td>25</td><td>26</td></tr> <tr><td></td><td></td><td></td><td></td><td></td><td></td><td></td><td></td><td></td><td></td><td></td><td></td><td></td></tr> </table>												1	2	3	4	5	6	7	8	9	10	11	12	13	D	C	P1	;										14	15	16	17	18	19	20	21	22	23	24	25	26																																					
		1	2	3	4	5	6	7	8	9	10				11	12	13																																																																									
D	C	P1	;																																																																																							
14	15	16	17	18	19	20	21	22	23	24	25	26																																																																														
Read command	<table border="1"> <tr><td>1</td><td>2</td><td>3</td><td>4</td><td>5</td><td>6</td><td>7</td><td>8</td><td>9</td><td>10</td><td>11</td><td>12</td><td>13</td></tr> <tr><td>D</td><td>C</td><td>;</td><td></td><td></td><td></td><td></td><td></td><td></td><td></td><td></td><td></td><td></td></tr> <tr><td>14</td><td>15</td><td>16</td><td>17</td><td>18</td><td>19</td><td>20</td><td>21</td><td>22</td><td>23</td><td>24</td><td>25</td><td>26</td></tr> <tr><td></td><td></td><td></td><td></td><td></td><td></td><td></td><td></td><td></td><td></td><td></td><td></td><td></td></tr> </table>											1	2	3	4	5	6	7	8	9	10	11	12	13	D	C	;											14	15	16	17	18	19	20	21	22	23	24	25	26																																								
1	2	3	4	5	6	7	8	9	10	11	12	13																																																																														
D	C	;																																																																																								
14	15	16	17	18	19	20	21	22	23	24	25	26																																																																														
Output commands	Answer command	<table border="1"> <tr><td>1</td><td>2</td><td>3</td><td>4</td><td>5</td><td>6</td><td>7</td><td>8</td><td>9</td><td>10</td><td>11</td><td>12</td><td>13</td></tr> <tr><td>D</td><td>C</td><td>P1</td><td>;</td><td></td><td></td><td></td><td></td><td></td><td></td><td></td><td></td><td></td></tr> <tr><td>14</td><td>15</td><td>16</td><td>17</td><td>18</td><td>19</td><td>20</td><td>21</td><td>22</td><td>23</td><td>24</td><td>25</td><td>26</td></tr> <tr><td></td><td></td><td></td><td></td><td></td><td></td><td></td><td></td><td></td><td></td><td></td><td></td><td></td></tr> <tr><td>27</td><td>28</td><td>29</td><td>30</td><td>31</td><td>32</td><td>33</td><td>34</td><td>35</td><td>36</td><td>37</td><td>38</td><td>39</td></tr> <tr><td></td><td></td><td></td><td></td><td></td><td></td><td></td><td></td><td></td><td></td><td></td><td></td><td></td></tr> </table>											1	2	3	4	5	6	7	8	9	10	11	12	13	D	C	P1	;										14	15	16	17	18	19	20	21	22	23	24	25	26														27	28	29	30	31	32	33	34	35	36	37	38	39													
1	2	3	4	5	6	7	8	9	10	11	12	13																																																																														
D	C	P1	;																																																																																							
14	15	16	17	18	19	20	21	22	23	24	25	26																																																																														
27	28	29	30	31	32	33	34	35	36	37	38	39																																																																														
Description																																																																																										

DN **UP** DOWN/UP

Applicable models		TS-790A/790E											Parameter	Format	Parameter function																																																																											
Function	Same function as microphone UP/DOWN switch																																																																																									
	Input commands	Set command	<table border="1"> <tr><td>1</td><td>2</td><td>3</td><td>4</td><td>5</td><td>6</td><td>7</td><td>8</td><td>9</td><td>10</td><td>11</td><td>12</td><td>13</td></tr> <tr><td>DN</td><td>UP</td><td>;</td><td></td><td></td><td></td><td></td><td></td><td></td><td></td><td></td><td></td><td></td></tr> <tr><td>14</td><td>15</td><td>16</td><td>17</td><td>18</td><td>19</td><td>20</td><td>21</td><td>22</td><td>23</td><td>24</td><td>25</td><td>26</td></tr> <tr><td></td><td></td><td></td><td></td><td></td><td></td><td></td><td></td><td></td><td></td><td></td><td></td><td></td></tr> </table>												1	2	3	4	5	6	7	8	9	10	11	12	13	DN	UP	;											14	15	16	17	18	19	20	21	22	23	24	25	26																																					
		1	2	3	4	5	6	7	8	9	10				11	12	13																																																																									
DN	UP	;																																																																																								
14	15	16	17	18	19	20	21	22	23	24	25	26																																																																														
Read command	<table border="1"> <tr><td>1</td><td>2</td><td>3</td><td>4</td><td>5</td><td>6</td><td>7</td><td>8</td><td>9</td><td>10</td><td>11</td><td>12</td><td>13</td></tr> <tr><td></td><td></td><td></td><td></td><td></td><td></td><td></td><td></td><td></td><td></td><td></td><td></td><td></td></tr> <tr><td>14</td><td>15</td><td>16</td><td>17</td><td>18</td><td>19</td><td>20</td><td>21</td><td>22</td><td>23</td><td>24</td><td>25</td><td>26</td></tr> <tr><td></td><td></td><td></td><td></td><td></td><td></td><td></td><td></td><td></td><td></td><td></td><td></td><td></td></tr> </table>											1	2	3	4	5	6	7	8	9	10	11	12	13														14	15	16	17	18	19	20	21	22	23	24	25	26																																								
1	2	3	4	5	6	7	8	9	10	11	12	13																																																																														
14	15	16	17	18	19	20	21	22	23	24	25	26																																																																														
Output commands	Answer command	<table border="1"> <tr><td>1</td><td>2</td><td>3</td><td>4</td><td>5</td><td>6</td><td>7</td><td>8</td><td>9</td><td>10</td><td>11</td><td>12</td><td>13</td></tr> <tr><td></td><td></td><td></td><td></td><td></td><td></td><td></td><td></td><td></td><td></td><td></td><td></td><td></td></tr> <tr><td>14</td><td>15</td><td>16</td><td>17</td><td>18</td><td>19</td><td>20</td><td>21</td><td>22</td><td>23</td><td>24</td><td>25</td><td>26</td></tr> <tr><td></td><td></td><td></td><td></td><td></td><td></td><td></td><td></td><td></td><td></td><td></td><td></td><td></td></tr> <tr><td>27</td><td>28</td><td>29</td><td>30</td><td>31</td><td>32</td><td>33</td><td>34</td><td>35</td><td>36</td><td>37</td><td>38</td><td>39</td></tr> <tr><td></td><td></td><td></td><td></td><td></td><td></td><td></td><td></td><td></td><td></td><td></td><td></td><td></td></tr> </table>											1	2	3	4	5	6	7	8	9	10	11	12	13														14	15	16	17	18	19	20	21	22	23	24	25	26														27	28	29	30	31	32	33	34	35	36	37	38	39													
1	2	3	4	5	6	7	8	9	10	11	12	13																																																																														
14	15	16	17	18	19	20	21	22	23	24	25	26																																																																														
27	28	29	30	31	32	33	34	35	36	37	38	39																																																																														
Description																																																																																										

FA **FB** FREQUENCY VFO A/FREQUENCY VFO B

Applicable models		TS-790A/790E	Parameter	Format	Parameter function																																																																																																											
Function	VFO A and VFO B frequency selection and readout			P1	4	FREQUENCY																																																																																																										
Input commands	Set command	<table border="1"> <tr><td>1</td><td>2</td><td>3</td><td>4</td><td>5</td><td>6</td><td>7</td><td>8</td><td>9</td><td>10</td><td>11</td><td>12</td><td>13</td></tr> <tr><td>FA</td><td></td><td></td><td></td><td></td><td></td><td></td><td></td><td></td><td></td><td></td><td></td><td></td></tr> <tr><td>FB</td><td></td><td></td><td></td><td></td><td></td><td></td><td></td><td></td><td></td><td></td><td></td><td></td></tr> <tr><td colspan="13" style="text-align: center;">P1</td></tr> <tr><td>14</td><td>15</td><td>16</td><td>17</td><td>18</td><td>19</td><td>20</td><td>21</td><td>22</td><td>23</td><td>24</td><td>25</td><td>26</td></tr> <tr><td colspan="13">;</td></tr> </table>				1	2	3	4	5	6	7	8	9	10	11	12	13	FA													FB													P1													14	15	16	17	18	19	20	21	22	23	24	25	26	;																																									
	1	2	3	4	5	6	7	8	9	10	11	12	13																																																																																																			
FA																																																																																																																
FB																																																																																																																
P1																																																																																																																
14	15	16	17	18	19	20	21	22	23	24	25	26																																																																																																				
;																																																																																																																
Read command	<table border="1"> <tr><td>1</td><td>2</td><td>3</td><td>4</td><td>5</td><td>6</td><td>7</td><td>8</td><td>9</td><td>10</td><td>11</td><td>12</td><td>13</td></tr> <tr><td>FA</td><td></td><td></td><td></td><td></td><td></td><td></td><td></td><td></td><td></td><td></td><td></td><td></td></tr> <tr><td>FB</td><td></td><td></td><td></td><td></td><td></td><td></td><td></td><td></td><td></td><td></td><td></td><td></td></tr> <tr><td colspan="13">;</td></tr> <tr><td>14</td><td>15</td><td>16</td><td>17</td><td>18</td><td>19</td><td>20</td><td>21</td><td>22</td><td>23</td><td>24</td><td>25</td><td>26</td></tr> </table>				1	2	3	4	5	6	7	8	9	10	11	12	13	FA													FB													;													14	15	16	17	18	19	20	21	22	23	24	25	26																																											
1	2	3	4	5	6	7	8	9	10	11	12	13																																																																																																				
FA																																																																																																																
FB																																																																																																																
;																																																																																																																
14	15	16	17	18	19	20	21	22	23	24	25	26																																																																																																				
Output commands	Answer command	<table border="1"> <tr><td>1</td><td>2</td><td>3</td><td>4</td><td>5</td><td>6</td><td>7</td><td>8</td><td>9</td><td>10</td><td>11</td><td>12</td><td>13</td></tr> <tr><td>FA</td><td></td><td></td><td></td><td></td><td></td><td></td><td></td><td></td><td></td><td></td><td></td><td></td></tr> <tr><td>FB</td><td></td><td></td><td></td><td></td><td></td><td></td><td></td><td></td><td></td><td></td><td></td><td></td></tr> <tr><td colspan="13" style="text-align: center;">P1</td></tr> <tr><td>14</td><td>15</td><td>16</td><td>17</td><td>18</td><td>19</td><td>20</td><td>21</td><td>22</td><td>23</td><td>24</td><td>25</td><td>26</td></tr> <tr><td colspan="13"> </td></tr> <tr><td>27</td><td>28</td><td>29</td><td>30</td><td>31</td><td>32</td><td>33</td><td>34</td><td>35</td><td>36</td><td>37</td><td>38</td><td>39</td></tr> <tr><td colspan="13"> </td></tr> </table>				1	2	3	4	5	6	7	8	9	10	11	12	13	FA													FB													P1													14	15	16	17	18	19	20	21	22	23	24	25	26														27	28	29	30	31	32	33	34	35	36	37	38	39																
1	2	3	4	5	6	7	8	9	10	11	12	13																																																																																																				
FA																																																																																																																
FB																																																																																																																
P1																																																																																																																
14	15	16	17	18	19	20	21	22	23	24	25	26																																																																																																				
27	28	29	30	31	32	33	34	35	36	37	38	39																																																																																																				
Description																																																																																																																

FN FUNCTION

Applicable models		TS-790A/790E	Parameter	Format	Parameter function																																																																																	
Function	VFO A and VFO B MEMORY CALL setting			P1	3	FUNCTION																																																																																
Input commands	Set command	<table border="1"> <tr><td>1</td><td>2</td><td>3</td><td>4</td><td>5</td><td>6</td><td>7</td><td>8</td><td>9</td><td>10</td><td>11</td><td>12</td><td>13</td></tr> <tr><td>F</td><td>N</td><td>P1</td><td>;</td><td></td><td></td><td></td><td></td><td></td><td></td><td></td><td></td><td></td></tr> <tr><td>14</td><td>15</td><td>16</td><td>17</td><td>18</td><td>19</td><td>20</td><td>21</td><td>22</td><td>23</td><td>24</td><td>25</td><td>26</td></tr> </table>				1	2	3	4	5	6	7	8	9	10	11	12	13	F	N	P1	;										14	15	16	17	18	19	20	21	22	23	24	25	26																																										
	1	2	3	4	5	6	7	8	9	10	11	12	13																																																																									
F	N	P1	;																																																																																			
14	15	16	17	18	19	20	21	22	23	24	25	26																																																																										
Read command	<table border="1"> <tr><td>1</td><td>2</td><td>3</td><td>4</td><td>5</td><td>6</td><td>7</td><td>8</td><td>9</td><td>10</td><td>11</td><td>12</td><td>13</td></tr> <tr><td></td><td></td><td></td><td></td><td></td><td></td><td></td><td></td><td></td><td></td><td></td><td></td><td></td></tr> <tr><td>14</td><td>15</td><td>16</td><td>17</td><td>18</td><td>19</td><td>20</td><td>21</td><td>22</td><td>23</td><td>24</td><td>25</td><td>26</td></tr> </table>				1	2	3	4	5	6	7	8	9	10	11	12	13														14	15	16	17	18	19	20	21	22	23	24	25	26																																											
1	2	3	4	5	6	7	8	9	10	11	12	13																																																																										
14	15	16	17	18	19	20	21	22	23	24	25	26																																																																										
Output commands	Answer command	<table border="1"> <tr><td>1</td><td>2</td><td>3</td><td>4</td><td>5</td><td>6</td><td>7</td><td>8</td><td>9</td><td>10</td><td>11</td><td>12</td><td>13</td></tr> <tr><td></td><td></td><td></td><td></td><td></td><td></td><td></td><td></td><td></td><td></td><td></td><td></td><td></td></tr> <tr><td>14</td><td>15</td><td>16</td><td>17</td><td>18</td><td>19</td><td>20</td><td>21</td><td>22</td><td>23</td><td>24</td><td>25</td><td>26</td></tr> <tr><td colspan="13"> </td></tr> <tr><td>27</td><td>28</td><td>29</td><td>30</td><td>31</td><td>32</td><td>33</td><td>34</td><td>35</td><td>36</td><td>37</td><td>38</td><td>39</td></tr> <tr><td colspan="13"> </td></tr> </table>				1	2	3	4	5	6	7	8	9	10	11	12	13														14	15	16	17	18	19	20	21	22	23	24	25	26														27	28	29	30	31	32	33	34	35	36	37	38	39																
1	2	3	4	5	6	7	8	9	10	11	12	13																																																																										
14	15	16	17	18	19	20	21	22	23	24	25	26																																																																										
27	28	29	30	31	32	33	34	35	36	37	38	39																																																																										
Description																																																																																						

ID ID

Applicable models		TS-790A/790E	Parameter	Format	Parameter function																																																																														
Function	Model No. readout for transceiver recognition.		P1	16	MODEL No. TS-790 : 007																																																																														
Input commands	Set command	<table border="1"> <tr><td>1</td><td>2</td><td>3</td><td>4</td><td>5</td><td>6</td><td>7</td><td>8</td><td>9</td><td>10</td><td>11</td><td>12</td><td>13</td></tr> <tr><td colspan="3">/</td><td></td><td></td><td></td><td></td><td></td><td></td><td></td><td></td><td></td><td></td></tr> <tr><td>14</td><td>15</td><td>16</td><td>17</td><td>18</td><td>19</td><td>20</td><td>21</td><td>22</td><td>23</td><td>24</td><td>25</td><td>26</td></tr> <tr><td colspan="13"> </td></tr> </table>	1	2	3	4	5	6	7	8	9	10	11	12	13	/													14	15	16	17	18	19	20	21	22	23	24	25	26																																										
	1	2	3	4	5	6	7	8	9	10	11	12	13																																																																						
/																																																																																			
14	15	16	17	18	19	20	21	22	23	24	25	26																																																																							
Read command	<table border="1"> <tr><td>1</td><td>2</td><td>3</td><td>4</td><td>5</td><td>6</td><td>7</td><td>8</td><td>9</td><td>10</td><td>11</td><td>12</td><td>13</td></tr> <tr><td>I</td><td>D</td><td>;</td><td></td><td></td><td></td><td></td><td></td><td></td><td></td><td></td><td></td><td></td></tr> <tr><td>14</td><td>15</td><td>16</td><td>17</td><td>18</td><td>19</td><td>20</td><td>21</td><td>22</td><td>23</td><td>24</td><td>25</td><td>26</td></tr> <tr><td colspan="13"> </td></tr> </table>	1	2	3	4	5	6	7	8	9	10	11	12	13	I	D	;											14	15	16	17	18	19	20	21	22	23	24	25	26																																											
1	2	3	4	5	6	7	8	9	10	11	12	13																																																																							
I	D	;																																																																																	
14	15	16	17	18	19	20	21	22	23	24	25	26																																																																							
Output commands	Answer command	<table border="1"> <tr><td>1</td><td>2</td><td>3</td><td>4</td><td>5</td><td>6</td><td>7</td><td>8</td><td>9</td><td>10</td><td>11</td><td>12</td><td>13</td></tr> <tr><td>I</td><td>D</td><td></td><td>P1</td><td></td><td>;</td><td></td><td></td><td></td><td></td><td></td><td></td><td></td></tr> <tr><td>14</td><td>15</td><td>16</td><td>17</td><td>18</td><td>19</td><td>20</td><td>21</td><td>22</td><td>23</td><td>24</td><td>25</td><td>26</td></tr> <tr><td colspan="13"> </td></tr> <tr><td>27</td><td>28</td><td>29</td><td>30</td><td>31</td><td>32</td><td>33</td><td>34</td><td>35</td><td>36</td><td>37</td><td>38</td><td>39</td></tr> <tr><td colspan="13"> </td></tr> </table>	1	2	3	4	5	6	7	8	9	10	11	12	13	I	D		P1		;								14	15	16	17	18	19	20	21	22	23	24	25	26														27	28	29	30	31	32	33	34	35	36	37	38	39																
1	2	3	4	5	6	7	8	9	10	11	12	13																																																																							
I	D		P1		;																																																																														
14	15	16	17	18	19	20	21	22	23	24	25	26																																																																							
27	28	29	30	31	32	33	34	35	36	37	38	39																																																																							
Description																																																																																			

IF INFORMATION

Applicable models		TS-790A/790E	Parameter	Format	Parameter function																																																																														
Function	Display of transceivers current condition		P1	4	DISPLAY FREQUENCY																																																																														
			P2	6	STEP FREQUENCY																																																																														
			P3	5	RIT FREQUENCY																																																																														
			P4	1	RIT ON/OFF																																																																														
			P5	—																																																																															
			P6	—																																																																															
			P7	7	MEMORY CHANNEL																																																																														
			P8	11	TX/RX																																																																														
			P9	2	MODE																																																																														
			P10	3	FUNCTION																																																																														
			P11	1	SCAN ON/OFF																																																																														
			P12	1	SPLIT ON/OFF																																																																														
			P13	1	TONE ON/OFF																																																																														
			P14	14	TONE FREQUENCY																																																																														
			P15	13	OFFSET																																																																														
Input commands	Set command	<table border="1"> <tr><td>1</td><td>2</td><td>3</td><td>4</td><td>5</td><td>6</td><td>7</td><td>8</td><td>9</td><td>10</td><td>11</td><td>12</td><td>13</td></tr> <tr><td colspan="3">/</td><td></td><td></td><td></td><td></td><td></td><td></td><td></td><td></td><td></td><td></td></tr> <tr><td>14</td><td>15</td><td>16</td><td>17</td><td>18</td><td>19</td><td>20</td><td>21</td><td>22</td><td>23</td><td>24</td><td>25</td><td>26</td></tr> <tr><td colspan="13"> </td></tr> </table>	1	2	3	4	5	6	7	8	9	10	11	12	13	/													14	15	16	17	18	19	20	21	22	23	24	25	26																																										
	1	2	3	4	5	6	7	8	9	10	11	12	13																																																																						
/																																																																																			
14	15	16	17	18	19	20	21	22	23	24	25	26																																																																							
Read command	<table border="1"> <tr><td>1</td><td>2</td><td>3</td><td>4</td><td>5</td><td>6</td><td>7</td><td>8</td><td>9</td><td>10</td><td>11</td><td>12</td><td>13</td></tr> <tr><td>I</td><td>F</td><td>;</td><td></td><td></td><td></td><td></td><td></td><td></td><td></td><td></td><td></td><td></td></tr> <tr><td>14</td><td>15</td><td>16</td><td>17</td><td>18</td><td>19</td><td>20</td><td>21</td><td>22</td><td>23</td><td>24</td><td>25</td><td>26</td></tr> <tr><td colspan="13"> </td></tr> </table>	1	2	3	4	5	6	7	8	9	10	11	12	13	I	F	;											14	15	16	17	18	19	20	21	22	23	24	25	26																																											
1	2	3	4	5	6	7	8	9	10	11	12	13																																																																							
I	F	;																																																																																	
14	15	16	17	18	19	20	21	22	23	24	25	26																																																																							
Output commands	Answer command	<table border="1"> <tr><td>1</td><td>2</td><td>3</td><td>4</td><td>5</td><td>6</td><td>7</td><td>8</td><td>9</td><td>10</td><td>11</td><td>12</td><td>13</td></tr> <tr><td>I</td><td>F</td><td></td><td></td><td></td><td></td><td>P1</td><td></td><td></td><td></td><td></td><td></td><td></td></tr> <tr><td>14</td><td>15</td><td>16</td><td>17</td><td>18</td><td>19</td><td>20</td><td>21</td><td>22</td><td>23</td><td>24</td><td>25</td><td>26</td></tr> <tr><td colspan="2">P2</td><td colspan="3">P3</td><td colspan="2">P4</td><td></td><td></td><td colspan="4"> </td></tr> <tr><td>27</td><td>28</td><td>29</td><td>30</td><td>31</td><td>32</td><td>33</td><td>34</td><td>35</td><td>36</td><td>37</td><td>38</td><td>39</td></tr> <tr><td>P7</td><td>P8</td><td>P9</td><td>P10</td><td>P11</td><td>P12</td><td>P13</td><td>P14</td><td>P15</td><td>;</td><td colspan="3"> </td></tr> </table>	1	2	3	4	5	6	7	8	9	10	11	12	13	I	F					P1							14	15	16	17	18	19	20	21	22	23	24	25	26	P2		P3			P4								27	28	29	30	31	32	33	34	35	36	37	38	39	P7	P8	P9	P10	P11	P12	P13	P14	P15	;						
1	2	3	4	5	6	7	8	9	10	11	12	13																																																																							
I	F					P1																																																																													
14	15	16	17	18	19	20	21	22	23	24	25	26																																																																							
P2		P3			P4																																																																														
27	28	29	30	31	32	33	34	35	36	37	38	39																																																																							
P7	P8	P9	P10	P11	P12	P13	P14	P15	;																																																																										
Description																																																																																			

LK LOCK

Applicable models		TS-790A/790E											Parameter	Format	Parameter function																																																																														
Function	LOCK ON/OFF setting and display												P1	1	LOCK ON/OFF																																																																														
	Input commands	Set command	<table border="1"> <tr><td>1</td><td>2</td><td>3</td><td>4</td><td>5</td><td>6</td><td>7</td><td>8</td><td>9</td><td>10</td><td>11</td><td>12</td><td>13</td></tr> <tr><td>L</td><td>K</td><td>P1</td><td>;</td><td></td><td></td><td></td><td></td><td></td><td></td><td></td><td></td><td></td></tr> <tr><td>14</td><td>15</td><td>16</td><td>17</td><td>18</td><td>19</td><td>20</td><td>21</td><td>22</td><td>23</td><td>24</td><td>25</td><td>26</td></tr> <tr><td></td><td></td><td></td><td></td><td></td><td></td><td></td><td></td><td></td><td></td><td></td><td></td><td></td></tr> </table>											1	2	3	4	5	6	7	8	9	10	11	12	13	L	K	P1	;										14	15	16	17	18	19	20	21	22	23	24	25	26																																									
		1	2	3	4	5	6	7	8	9	10	11	12	13																																																																															
L	K	P1	;																																																																																										
14	15	16	17	18	19	20	21	22	23	24	25	26																																																																																	
Read command	<table border="1"> <tr><td>1</td><td>2</td><td>3</td><td>4</td><td>5</td><td>6</td><td>7</td><td>8</td><td>9</td><td>10</td><td>11</td><td>12</td><td>13</td></tr> <tr><td>L</td><td>K</td><td>;</td><td></td><td></td><td></td><td></td><td></td><td></td><td></td><td></td><td></td><td></td></tr> <tr><td>14</td><td>15</td><td>16</td><td>17</td><td>18</td><td>19</td><td>20</td><td>21</td><td>22</td><td>23</td><td>24</td><td>25</td><td>26</td></tr> <tr><td></td><td></td><td></td><td></td><td></td><td></td><td></td><td></td><td></td><td></td><td></td><td></td><td></td></tr> </table>											1	2	3	4	5	6	7	8	9	10	11	12	13	L	K	;											14	15	16	17	18	19	20	21	22	23	24	25	26																																											
1	2	3	4	5	6	7	8	9	10	11	12	13																																																																																	
L	K	;																																																																																											
14	15	16	17	18	19	20	21	22	23	24	25	26																																																																																	
Output commands	Answer command	<table border="1"> <tr><td>1</td><td>2</td><td>3</td><td>4</td><td>5</td><td>6</td><td>7</td><td>8</td><td>9</td><td>10</td><td>11</td><td>12</td><td>13</td></tr> <tr><td>L</td><td>K</td><td>P1</td><td>;</td><td></td><td></td><td></td><td></td><td></td><td></td><td></td><td></td><td></td></tr> <tr><td>14</td><td>15</td><td>16</td><td>17</td><td>18</td><td>19</td><td>20</td><td>21</td><td>22</td><td>23</td><td>24</td><td>25</td><td>26</td></tr> <tr><td></td><td></td><td></td><td></td><td></td><td></td><td></td><td></td><td></td><td></td><td></td><td></td><td></td></tr> <tr><td>27</td><td>28</td><td>29</td><td>30</td><td>31</td><td>32</td><td>33</td><td>34</td><td>35</td><td>36</td><td>37</td><td>38</td><td>39</td></tr> <tr><td></td><td></td><td></td><td></td><td></td><td></td><td></td><td></td><td></td><td></td><td></td><td></td><td></td></tr> </table>											1	2	3	4	5	6	7	8	9	10	11	12	13	L	K	P1	;										14	15	16	17	18	19	20	21	22	23	24	25	26														27	28	29	30	31	32	33	34	35	36	37	38	39																
1	2	3	4	5	6	7	8	9	10	11	12	13																																																																																	
L	K	P1	;																																																																																										
14	15	16	17	18	19	20	21	22	23	24	25	26																																																																																	
27	28	29	30	31	32	33	34	35	36	37	38	39																																																																																	
Description																																																																																													

LT AUTO LOCK TUNE

Applicable models		TS-790A/790E											Parameter	Format	Parameter function																																																																														
Function	AUTO LOCK TUNE ON/OFF selection and readout												P1	1	ALT ON/OFF																																																																														
	Input commands	Set command	<table border="1"> <tr><td>1</td><td>2</td><td>3</td><td>4</td><td>5</td><td>6</td><td>7</td><td>8</td><td>9</td><td>10</td><td>11</td><td>12</td><td>13</td></tr> <tr><td>L</td><td>T</td><td>P1</td><td>;</td><td></td><td></td><td></td><td></td><td></td><td></td><td></td><td></td><td></td></tr> <tr><td>14</td><td>15</td><td>16</td><td>17</td><td>18</td><td>19</td><td>20</td><td>21</td><td>22</td><td>23</td><td>24</td><td>25</td><td>26</td></tr> <tr><td></td><td></td><td></td><td></td><td></td><td></td><td></td><td></td><td></td><td></td><td></td><td></td><td></td></tr> </table>											1	2	3	4	5	6	7	8	9	10	11	12	13	L	T	P1	;										14	15	16	17	18	19	20	21	22	23	24	25	26																																									
		1	2	3	4	5	6	7	8	9	10	11	12	13																																																																															
L	T	P1	;																																																																																										
14	15	16	17	18	19	20	21	22	23	24	25	26																																																																																	
Read command	<table border="1"> <tr><td>1</td><td>2</td><td>3</td><td>4</td><td>5</td><td>6</td><td>7</td><td>8</td><td>9</td><td>10</td><td>11</td><td>12</td><td>13</td></tr> <tr><td>L</td><td>T</td><td>;</td><td></td><td></td><td></td><td></td><td></td><td></td><td></td><td></td><td></td><td></td></tr> <tr><td>14</td><td>15</td><td>16</td><td>17</td><td>18</td><td>19</td><td>20</td><td>21</td><td>22</td><td>23</td><td>24</td><td>25</td><td>26</td></tr> <tr><td></td><td></td><td></td><td></td><td></td><td></td><td></td><td></td><td></td><td></td><td></td><td></td><td></td></tr> </table>											1	2	3	4	5	6	7	8	9	10	11	12	13	L	T	;											14	15	16	17	18	19	20	21	22	23	24	25	26																																											
1	2	3	4	5	6	7	8	9	10	11	12	13																																																																																	
L	T	;																																																																																											
14	15	16	17	18	19	20	21	22	23	24	25	26																																																																																	
Output commands	Answer command	<table border="1"> <tr><td>1</td><td>2</td><td>3</td><td>4</td><td>5</td><td>6</td><td>7</td><td>8</td><td>9</td><td>10</td><td>11</td><td>12</td><td>13</td></tr> <tr><td>L</td><td>T</td><td>P1</td><td>;</td><td></td><td></td><td></td><td></td><td></td><td></td><td></td><td></td><td></td></tr> <tr><td>14</td><td>15</td><td>16</td><td>17</td><td>18</td><td>19</td><td>20</td><td>21</td><td>22</td><td>23</td><td>24</td><td>25</td><td>26</td></tr> <tr><td></td><td></td><td></td><td></td><td></td><td></td><td></td><td></td><td></td><td></td><td></td><td></td><td></td></tr> <tr><td>27</td><td>28</td><td>29</td><td>30</td><td>31</td><td>32</td><td>33</td><td>34</td><td>35</td><td>36</td><td>37</td><td>38</td><td>39</td></tr> <tr><td></td><td></td><td></td><td></td><td></td><td></td><td></td><td></td><td></td><td></td><td></td><td></td><td></td></tr> </table>											1	2	3	4	5	6	7	8	9	10	11	12	13	L	T	P1	;										14	15	16	17	18	19	20	21	22	23	24	25	26														27	28	29	30	31	32	33	34	35	36	37	38	39																
1	2	3	4	5	6	7	8	9	10	11	12	13																																																																																	
L	T	P1	;																																																																																										
14	15	16	17	18	19	20	21	22	23	24	25	26																																																																																	
27	28	29	30	31	32	33	34	35	36	37	38	39																																																																																	
Description																																																																																													

MC MEMORY CHANNEL

Applicable models		TS-790A/790E											Parameter	Format	Parameter function																																																																																
Function	Memory channel setting											P1	—																																																																																		
												P2	7	MEMORY CHANNEL																																																																																	
Input commands	Set command	<table border="1"> <tr><td>1</td><td>2</td><td>3</td><td>4</td><td>5</td><td>6</td><td>7</td><td>8</td><td>9</td><td>10</td><td>11</td><td>12</td><td>13</td></tr> <tr><td>M</td><td>C</td><td>⏏</td><td>P2</td><td>;</td><td></td><td></td><td></td><td></td><td></td><td></td><td></td><td></td></tr> <tr><td>14</td><td>15</td><td>16</td><td>17</td><td>18</td><td>19</td><td>20</td><td>21</td><td>22</td><td>23</td><td>24</td><td>25</td><td>26</td></tr> <tr><td></td><td></td><td></td><td></td><td></td><td></td><td></td><td></td><td></td><td></td><td></td><td></td><td></td></tr> </table>													1	2	3	4	5	6	7	8	9	10	11	12	13	M	C	⏏	P2	;									14	15	16	17	18	19	20	21	22	23	24	25	26																																										
		1	2	3	4	5	6	7	8	9	10	11	12	13																																																																																	
M	C	⏏	P2	;																																																																																											
14	15	16	17	18	19	20	21	22	23	24	25	26																																																																																			
	Read command	<table border="1"> <tr><td>1</td><td>2</td><td>3</td><td>4</td><td>5</td><td>6</td><td>7</td><td>8</td><td>9</td><td>10</td><td>11</td><td>12</td><td>13</td></tr> <tr><td></td><td></td><td></td><td></td><td></td><td></td><td></td><td></td><td></td><td></td><td></td><td></td><td></td></tr> <tr><td>14</td><td>15</td><td>16</td><td>17</td><td>18</td><td>19</td><td>20</td><td>21</td><td>22</td><td>23</td><td>24</td><td>25</td><td>26</td></tr> <tr><td></td><td></td><td></td><td></td><td></td><td></td><td></td><td></td><td></td><td></td><td></td><td></td><td></td></tr> </table>													1	2	3	4	5	6	7	8	9	10	11	12	13														14	15	16	17	18	19	20	21	22	23	24	25	26																																										
1	2	3	4	5	6	7	8	9	10	11	12	13																																																																																			
14	15	16	17	18	19	20	21	22	23	24	25	26																																																																																			
Output commands	Answer command	<table border="1"> <tr><td>1</td><td>2</td><td>3</td><td>4</td><td>5</td><td>6</td><td>7</td><td>8</td><td>9</td><td>10</td><td>11</td><td>12</td><td>13</td></tr> <tr><td></td><td></td><td></td><td></td><td></td><td></td><td></td><td></td><td></td><td></td><td></td><td></td><td></td></tr> <tr><td>14</td><td>15</td><td>16</td><td>17</td><td>18</td><td>19</td><td>20</td><td>21</td><td>22</td><td>23</td><td>24</td><td>25</td><td>26</td></tr> <tr><td></td><td></td><td></td><td></td><td></td><td></td><td></td><td></td><td></td><td></td><td></td><td></td><td></td></tr> <tr><td>27</td><td>28</td><td>29</td><td>30</td><td>31</td><td>32</td><td>33</td><td>34</td><td>35</td><td>36</td><td>37</td><td>38</td><td>39</td></tr> <tr><td></td><td></td><td></td><td></td><td></td><td></td><td></td><td></td><td></td><td></td><td></td><td></td><td></td></tr> </table>													1	2	3	4	5	6	7	8	9	10	11	12	13														14	15	16	17	18	19	20	21	22	23	24	25	26														27	28	29	30	31	32	33	34	35	36	37	38	39																
		1	2	3	4	5	6	7	8	9	10	11	12	13																																																																																	
14	15	16	17	18	19	20	21	22	23	24	25	26																																																																																			
27	28	29	30	31	32	33	34	35	36	37	38	39																																																																																			
Description																																																																																															

MD MODE

Applicable models		TS-790A/790E											Parameter	Format	Parameter function																																																																																
Function	Mode setting											P1	2	MODE																																																																																	
Input commands	Set command	<table border="1"> <tr><td>1</td><td>2</td><td>3</td><td>4</td><td>5</td><td>6</td><td>7</td><td>8</td><td>9</td><td>10</td><td>11</td><td>12</td><td>13</td></tr> <tr><td>M</td><td>D</td><td>P1</td><td>;</td><td></td><td></td><td></td><td></td><td></td><td></td><td></td><td></td><td></td></tr> <tr><td>14</td><td>15</td><td>16</td><td>17</td><td>18</td><td>19</td><td>20</td><td>21</td><td>22</td><td>23</td><td>24</td><td>25</td><td>26</td></tr> <tr><td></td><td></td><td></td><td></td><td></td><td></td><td></td><td></td><td></td><td></td><td></td><td></td><td></td></tr> </table>													1	2	3	4	5	6	7	8	9	10	11	12	13	M	D	P1	;										14	15	16	17	18	19	20	21	22	23	24	25	26																																										
		1	2	3	4	5	6	7	8	9	10	11	12	13																																																																																	
M	D	P1	;																																																																																												
14	15	16	17	18	19	20	21	22	23	24	25	26																																																																																			
	Read command	<table border="1"> <tr><td>1</td><td>2</td><td>3</td><td>4</td><td>5</td><td>6</td><td>7</td><td>8</td><td>9</td><td>10</td><td>11</td><td>12</td><td>13</td></tr> <tr><td></td><td></td><td></td><td></td><td></td><td></td><td></td><td></td><td></td><td></td><td></td><td></td><td></td></tr> <tr><td>14</td><td>15</td><td>16</td><td>17</td><td>18</td><td>19</td><td>20</td><td>21</td><td>22</td><td>23</td><td>24</td><td>25</td><td>26</td></tr> <tr><td></td><td></td><td></td><td></td><td></td><td></td><td></td><td></td><td></td><td></td><td></td><td></td><td></td></tr> </table>													1	2	3	4	5	6	7	8	9	10	11	12	13														14	15	16	17	18	19	20	21	22	23	24	25	26																																										
1	2	3	4	5	6	7	8	9	10	11	12	13																																																																																			
14	15	16	17	18	19	20	21	22	23	24	25	26																																																																																			
Output commands	Answer command	<table border="1"> <tr><td>1</td><td>2</td><td>3</td><td>4</td><td>5</td><td>6</td><td>7</td><td>8</td><td>9</td><td>10</td><td>11</td><td>12</td><td>13</td></tr> <tr><td></td><td></td><td></td><td></td><td></td><td></td><td></td><td></td><td></td><td></td><td></td><td></td><td></td></tr> <tr><td>14</td><td>15</td><td>16</td><td>17</td><td>18</td><td>19</td><td>20</td><td>21</td><td>22</td><td>23</td><td>24</td><td>25</td><td>26</td></tr> <tr><td></td><td></td><td></td><td></td><td></td><td></td><td></td><td></td><td></td><td></td><td></td><td></td><td></td></tr> <tr><td>27</td><td>28</td><td>29</td><td>30</td><td>31</td><td>32</td><td>33</td><td>34</td><td>35</td><td>36</td><td>37</td><td>38</td><td>39</td></tr> <tr><td></td><td></td><td></td><td></td><td></td><td></td><td></td><td></td><td></td><td></td><td></td><td></td><td></td></tr> </table>													1	2	3	4	5	6	7	8	9	10	11	12	13														14	15	16	17	18	19	20	21	22	23	24	25	26														27	28	29	30	31	32	33	34	35	36	37	38	39																
		1	2	3	4	5	6	7	8	9	10	11	12	13																																																																																	
14	15	16	17	18	19	20	21	22	23	24	25	26																																																																																			
27	28	29	30	31	32	33	34	35	36	37	38	39																																																																																			
Description																																																																																															

MR MEMORY READ

Applicable models		TS-790A/790E											Parameter	Format	Parameter function																																																																																											
Function	Memory display											P1	9	SPLIT SPECIFICATION																																																																																												
	Input commands	Set command	<table border="1"> <tr><td>1</td><td>2</td><td>3</td><td>4</td><td>5</td><td>6</td><td>7</td><td>8</td><td>9</td><td>10</td><td>11</td><td>12</td><td>13</td></tr> <tr><td colspan="13">/</td></tr> <tr><td>14</td><td>15</td><td>16</td><td>17</td><td>18</td><td>19</td><td>20</td><td>21</td><td>22</td><td>23</td><td>24</td><td>25</td><td>26</td></tr> <tr><td colspan="13"> </td></tr> </table>											1	2	3	4	5	6	7	8	9	10	11	12	13	/													14	15	16	17	18	19	20	21	22	23	24	25	26														P2	—	—																																						
1			2	3	4	5	6	7	8	9	10	11	12	13																																																																																												
/																																																																																																										
14		15	16	17	18	19	20	21	22	23	24	25	26																																																																																													
Read command		<table border="1"> <tr><td>1</td><td>2</td><td>3</td><td>4</td><td>5</td><td>6</td><td>7</td><td>8</td><td>9</td><td>10</td><td>11</td><td>12</td><td>13</td></tr> <tr><td>M</td><td>R</td><td>P1</td><td> </td><td> </td><td>P3</td><td> </td><td> </td><td> </td><td> </td><td> </td><td> </td><td> </td></tr> <tr><td>14</td><td>15</td><td>16</td><td>17</td><td>18</td><td>19</td><td>20</td><td>21</td><td>22</td><td>23</td><td>24</td><td>25</td><td>26</td></tr> <tr><td colspan="13"> </td></tr> </table>											1	2	3	4	5	6	7	8	9	10	11	12	13	M	R	P1			P3								14	15	16	17	18	19	20	21	22	23	24	25	26														P3	7	MEMORY CHANNEL																																							
		1	2	3	4	5	6	7	8	9	10	11	12	13																																																																																												
M		R	P1			P3																																																																																																				
14		15	16	17	18	19	20	21	22	23	24	25	26																																																																																													
Output commands	Answer command	<table border="1"> <tr><td>1</td><td>2</td><td>3</td><td>4</td><td>5</td><td>6</td><td>7</td><td>8</td><td>9</td><td>10</td><td>11</td><td>12</td><td>13</td></tr> <tr><td>M</td><td>R</td><td>P1</td><td> </td><td> </td><td>P3</td><td> </td><td> </td><td> </td><td> </td><td> </td><td> </td><td>P4</td></tr> <tr><td>14</td><td>15</td><td>16</td><td>17</td><td>18</td><td>19</td><td>20</td><td>21</td><td>22</td><td>23</td><td>24</td><td>25</td><td>26</td></tr> <tr><td colspan="13"> </td></tr> <tr><td>27</td><td>28</td><td>29</td><td>30</td><td>31</td><td>32</td><td>33</td><td>34</td><td>35</td><td>36</td><td>37</td><td>38</td><td>39</td></tr> <tr><td colspan="13"> </td></tr> <tr><td colspan="13"> </td></tr> </table>											1	2	3	4	5	6	7	8	9	10	11	12	13	M	R	P1			P3							P4	14	15	16	17	18	19	20	21	22	23	24	25	26														27	28	29	30	31	32	33	34	35	36	37	38	39																											P4	4	FREQUENCY
		1	2	3	4	5	6	7	8	9	10	11	12	13																																																																																												
		M	R	P1			P3							P4																																																																																												
		14	15	16	17	18	19	20	21	22	23	24	25	26																																																																																												
		27	28	29	30	31	32	33	34	35	36	37	38	39																																																																																												
											P5	2	MODE																																																																																													
											P6	10	MEMORY LOCKOUT																																																																																													
											P7	1	TONE ON/OFF																																																																																													
											P8	14	TONE FREQUENCY																																																																																													
											P9	13	OFFSET																																																																																													
Description	All parameters are set to OFF when the memory channel is vacant.																																																																																																									

MT MUTE

Applicable models		TS-790A/790E											Parameter	Format	Parameter function																																																																																								
Function	MUTE ON/OFF selection and readout											P1	1	MUTE ON/OFF																																																																																									
	Input commands	Set command	<table border="1"> <tr><td>1</td><td>2</td><td>3</td><td>4</td><td>5</td><td>6</td><td>7</td><td>8</td><td>9</td><td>10</td><td>11</td><td>12</td><td>13</td></tr> <tr><td>M</td><td>T</td><td>P1</td><td> </td><td> </td><td> </td><td> </td><td> </td><td> </td><td> </td><td> </td><td> </td><td> </td></tr> <tr><td>14</td><td>15</td><td>16</td><td>17</td><td>18</td><td>19</td><td>20</td><td>21</td><td>22</td><td>23</td><td>24</td><td>25</td><td>26</td></tr> <tr><td colspan="13"> </td></tr> </table>											1	2	3	4	5	6	7	8	9	10	11	12	13	M	T	P1											14	15	16	17	18	19	20	21	22	23	24	25	26																																																			
1			2	3	4	5	6	7	8	9	10	11	12	13																																																																																									
M		T	P1																																																																																																				
14	15	16	17	18	19	20	21	22	23	24	25	26																																																																																											
Read command	<table border="1"> <tr><td>1</td><td>2</td><td>3</td><td>4</td><td>5</td><td>6</td><td>7</td><td>8</td><td>9</td><td>10</td><td>11</td><td>12</td><td>13</td></tr> <tr><td>M</td><td>T</td><td> </td><td> </td><td> </td><td> </td><td> </td><td> </td><td> </td><td> </td><td> </td><td> </td><td> </td></tr> <tr><td>14</td><td>15</td><td>16</td><td>17</td><td>18</td><td>19</td><td>20</td><td>21</td><td>22</td><td>23</td><td>24</td><td>25</td><td>26</td></tr> <tr><td colspan="13"> </td></tr> </table>											1	2	3	4	5	6	7	8	9	10	11	12	13	M	T												14	15	16	17	18	19	20	21	22	23	24	25	26																																																					
	1	2	3	4	5	6	7	8	9	10	11	12	13																																																																																										
M	T																																																																																																						
14	15	16	17	18	19	20	21	22	23	24	25	26																																																																																											
Output commands	Answer command	<table border="1"> <tr><td>1</td><td>2</td><td>3</td><td>4</td><td>5</td><td>6</td><td>7</td><td>8</td><td>9</td><td>10</td><td>11</td><td>12</td><td>13</td></tr> <tr><td>M</td><td>T</td><td>P1</td><td> </td><td> </td><td> </td><td> </td><td> </td><td> </td><td> </td><td> </td><td> </td><td> </td></tr> <tr><td>14</td><td>15</td><td>16</td><td>17</td><td>18</td><td>19</td><td>20</td><td>21</td><td>22</td><td>23</td><td>24</td><td>25</td><td>26</td></tr> <tr><td colspan="13"> </td></tr> <tr><td>27</td><td>28</td><td>29</td><td>30</td><td>31</td><td>32</td><td>33</td><td>34</td><td>35</td><td>36</td><td>37</td><td>38</td><td>39</td></tr> <tr><td colspan="13"> </td></tr> <tr><td colspan="13"> </td></tr> </table>											1	2	3	4	5	6	7	8	9	10	11	12	13	M	T	P1											14	15	16	17	18	19	20	21	22	23	24	25	26														27	28	29	30	31	32	33	34	35	36	37	38	39																										
		1	2	3	4	5	6	7	8	9	10	11	12	13																																																																																									
		M	T	P1																																																																																																			
14	15	16	17	18	19	20	21	22	23	24	25	26																																																																																											
27	28	29	30	31	32	33	34	35	36	37	38	39																																																																																											
Description																																																																																																							

MW MEMORY WRITE

Applicable models		TS-790A/790E											Parameter	Format	Parameter function	
Function	Memory entry											P1	9	SPLIT SPECIFICATION		
	Input commands	Set command												P2	—	—
Read command														P3	7	MEMORY CHANNEL
														P4	4	FREQUENCY
													P5	2	MODE	
													P6	10	MEMORY LOCKOUT	
													P7	1	TONE ON/OFF	
													P8	14	TONE FREQUENCY	
											P9	13	OFFSET			
Output commands		Answer command														
Description	<p>(1) The MW command is valid when all parameters have be correctly entered. (2) When all effective frequency columns are "0", the memory is set to an open channel. (3) When the split channel is open, the transceiver will be set for the same transmit and receive frequencies, i.e. simplex.</p>															

OS OFFSET

Applicable models		TS-790A/790E											Parameter	Format	Parameter function
Function	OFFSET setting											P1	13	OFFSET	
	Input commands	Set command													
Read command															
		Output commands	Answer command												
Description															

RC RIT CLEAR

Applicable models		TS-790A/790E											Parameter	Format	Parameter function																																																																																
Function	RIT frequency clearance																																																																																														
Input commands	Set command	<table border="1"> <tr><td>1</td><td>2</td><td>3</td><td>4</td><td>5</td><td>6</td><td>7</td><td>8</td><td>9</td><td>10</td><td>11</td><td>12</td><td>13</td></tr> <tr><td>R</td><td>C</td><td>;</td><td></td><td></td><td></td><td></td><td></td><td></td><td></td><td></td><td></td><td></td></tr> <tr><td>14</td><td>15</td><td>16</td><td>17</td><td>18</td><td>19</td><td>20</td><td>21</td><td>22</td><td>23</td><td>24</td><td>25</td><td>26</td></tr> <tr><td></td><td></td><td></td><td></td><td></td><td></td><td></td><td></td><td></td><td></td><td></td><td></td><td></td></tr> </table>																1	2	3	4	5	6	7	8	9	10	11	12	13	R	C	;											14	15	16	17	18	19	20	21	22	23	24	25	26																																							
	1	2	3	4	5	6	7	8	9	10	11	12	13																																																																																		
R	C	;																																																																																													
14	15	16	17	18	19	20	21	22	23	24	25	26																																																																																			
Read command	<table border="1"> <tr><td>1</td><td>2</td><td>3</td><td>4</td><td>5</td><td>6</td><td>7</td><td>8</td><td>9</td><td>10</td><td>11</td><td>12</td><td>13</td></tr> <tr><td></td><td></td><td></td><td></td><td></td><td></td><td></td><td></td><td></td><td></td><td></td><td></td><td></td></tr> <tr><td>14</td><td>15</td><td>16</td><td>17</td><td>18</td><td>19</td><td>20</td><td>21</td><td>22</td><td>23</td><td>24</td><td>25</td><td>26</td></tr> <tr><td></td><td></td><td></td><td></td><td></td><td></td><td></td><td></td><td></td><td></td><td></td><td></td><td></td></tr> </table>																1	2	3	4	5	6	7	8	9	10	11	12	13														14	15	16	17	18	19	20	21	22	23	24	25	26																																								
1	2	3	4	5	6	7	8	9	10	11	12	13																																																																																			
14	15	16	17	18	19	20	21	22	23	24	25	26																																																																																			
Output commands	Answer command	<table border="1"> <tr><td>1</td><td>2</td><td>3</td><td>4</td><td>5</td><td>6</td><td>7</td><td>8</td><td>9</td><td>10</td><td>11</td><td>12</td><td>13</td></tr> <tr><td></td><td></td><td></td><td></td><td></td><td></td><td></td><td></td><td></td><td></td><td></td><td></td><td></td></tr> <tr><td>14</td><td>15</td><td>16</td><td>17</td><td>18</td><td>19</td><td>20</td><td>21</td><td>22</td><td>23</td><td>24</td><td>25</td><td>26</td></tr> <tr><td></td><td></td><td></td><td></td><td></td><td></td><td></td><td></td><td></td><td></td><td></td><td></td><td></td></tr> <tr><td>27</td><td>28</td><td>29</td><td>30</td><td>31</td><td>32</td><td>33</td><td>34</td><td>35</td><td>36</td><td>37</td><td>38</td><td>39</td></tr> <tr><td></td><td></td><td></td><td></td><td></td><td></td><td></td><td></td><td></td><td></td><td></td><td></td><td></td></tr> </table>																1	2	3	4	5	6	7	8	9	10	11	12	13														14	15	16	17	18	19	20	21	22	23	24	25	26														27	28	29	30	31	32	33	34	35	36	37	38	39													
		1	2	3	4	5	6	7	8	9	10	11	12	13																																																																																	
14	15	16	17	18	19	20	21	22	23	24	25	26																																																																																			
27	28	29	30	31	32	33	34	35	36	37	38	39																																																																																			
Description	When using these commands the center frequency point on the RIT control may not coincide with the center point printed on the front panel. The center point will coincide with the position of the RIT control before these commands were initiated.																																																																																														

RD **RU** RIT DOWN/UP

Applicable models		TS-790A/790E											Parameter	Format	Parameter function																																																																																
Function	RIT frequency UP/DOWN																																																																																														
Input commands	Set command	<table border="1"> <tr><td>1</td><td>2</td><td>3</td><td>4</td><td>5</td><td>6</td><td>7</td><td>8</td><td>9</td><td>10</td><td>11</td><td>12</td><td>13</td></tr> <tr><td>RD</td><td>RU</td><td>;</td><td></td><td></td><td></td><td></td><td></td><td></td><td></td><td></td><td></td><td></td></tr> <tr><td>14</td><td>15</td><td>16</td><td>17</td><td>18</td><td>19</td><td>20</td><td>21</td><td>22</td><td>23</td><td>24</td><td>25</td><td>26</td></tr> <tr><td></td><td></td><td></td><td></td><td></td><td></td><td></td><td></td><td></td><td></td><td></td><td></td><td></td></tr> </table>																1	2	3	4	5	6	7	8	9	10	11	12	13	RD	RU	;											14	15	16	17	18	19	20	21	22	23	24	25	26																																							
	1	2	3	4	5	6	7	8	9	10	11	12	13																																																																																		
RD	RU	;																																																																																													
14	15	16	17	18	19	20	21	22	23	24	25	26																																																																																			
Read command	<table border="1"> <tr><td>1</td><td>2</td><td>3</td><td>4</td><td>5</td><td>6</td><td>7</td><td>8</td><td>9</td><td>10</td><td>11</td><td>12</td><td>13</td></tr> <tr><td></td><td></td><td></td><td></td><td></td><td></td><td></td><td></td><td></td><td></td><td></td><td></td><td></td></tr> <tr><td>14</td><td>15</td><td>16</td><td>17</td><td>18</td><td>19</td><td>20</td><td>21</td><td>22</td><td>23</td><td>24</td><td>25</td><td>26</td></tr> <tr><td></td><td></td><td></td><td></td><td></td><td></td><td></td><td></td><td></td><td></td><td></td><td></td><td></td></tr> </table>																1	2	3	4	5	6	7	8	9	10	11	12	13														14	15	16	17	18	19	20	21	22	23	24	25	26																																								
1	2	3	4	5	6	7	8	9	10	11	12	13																																																																																			
14	15	16	17	18	19	20	21	22	23	24	25	26																																																																																			
Output commands	Answer command	<table border="1"> <tr><td>1</td><td>2</td><td>3</td><td>4</td><td>5</td><td>6</td><td>7</td><td>8</td><td>9</td><td>10</td><td>11</td><td>12</td><td>13</td></tr> <tr><td></td><td></td><td></td><td></td><td></td><td></td><td></td><td></td><td></td><td></td><td></td><td></td><td></td></tr> <tr><td>14</td><td>15</td><td>16</td><td>17</td><td>18</td><td>19</td><td>20</td><td>21</td><td>22</td><td>23</td><td>24</td><td>25</td><td>26</td></tr> <tr><td></td><td></td><td></td><td></td><td></td><td></td><td></td><td></td><td></td><td></td><td></td><td></td><td></td></tr> <tr><td>27</td><td>28</td><td>29</td><td>30</td><td>31</td><td>32</td><td>33</td><td>34</td><td>35</td><td>36</td><td>37</td><td>38</td><td>39</td></tr> <tr><td></td><td></td><td></td><td></td><td></td><td></td><td></td><td></td><td></td><td></td><td></td><td></td><td></td></tr> </table>																1	2	3	4	5	6	7	8	9	10	11	12	13														14	15	16	17	18	19	20	21	22	23	24	25	26														27	28	29	30	31	32	33	34	35	36	37	38	39													
		1	2	3	4	5	6	7	8	9	10	11	12	13																																																																																	
14	15	16	17	18	19	20	21	22	23	24	25	26																																																																																			
27	28	29	30	31	32	33	34	35	36	37	38	39																																																																																			
Description	When using these commands the center frequency point on the RIT control may not coincide with the center point printed on the front panel. The center point will coincide with the position of the RIT control before these commands were initiated.																																																																																														

RT RIT

Applicable models		TS-790A/790E											Parameter	Format	Parameter function																																																																														
Function	RIT ON/OFF setting											P1	1	RIT ON/OFF																																																																															
Input commands	Set command	<table border="1"> <tr><td>1</td><td>2</td><td>3</td><td>4</td><td>5</td><td>6</td><td>7</td><td>8</td><td>9</td><td>10</td><td>11</td><td>12</td><td>13</td></tr> <tr><td>R</td><td>T</td><td>P1</td><td>;</td><td></td><td></td><td></td><td></td><td></td><td></td><td></td><td></td><td></td></tr> <tr><td>14</td><td>15</td><td>16</td><td>17</td><td>18</td><td>19</td><td>20</td><td>21</td><td>22</td><td>23</td><td>24</td><td>25</td><td>26</td></tr> <tr><td></td><td></td><td></td><td></td><td></td><td></td><td></td><td></td><td></td><td></td><td></td><td></td><td></td></tr> </table>											1	2	3	4	5	6	7	8	9	10	11	12	13	R	T	P1	;										14	15	16	17	18	19	20	21	22	23	24	25	26																																										
	1	2	3	4	5	6	7	8	9	10	11	12	13																																																																																
R	T	P1	;																																																																																										
14	15	16	17	18	19	20	21	22	23	24	25	26																																																																																	
Read command	<table border="1"> <tr><td>1</td><td>2</td><td>3</td><td>4</td><td>5</td><td>6</td><td>7</td><td>8</td><td>9</td><td>10</td><td>11</td><td>12</td><td>13</td></tr> <tr><td></td><td></td><td></td><td></td><td></td><td></td><td></td><td></td><td></td><td></td><td></td><td></td><td></td></tr> <tr><td>14</td><td>15</td><td>16</td><td>17</td><td>18</td><td>19</td><td>20</td><td>21</td><td>22</td><td>23</td><td>24</td><td>25</td><td>26</td></tr> <tr><td></td><td></td><td></td><td></td><td></td><td></td><td></td><td></td><td></td><td></td><td></td><td></td><td></td></tr> </table>											1	2	3	4	5	6	7	8	9	10	11	12	13														14	15	16	17	18	19	20	21	22	23	24	25	26																																											
1	2	3	4	5	6	7	8	9	10	11	12	13																																																																																	
14	15	16	17	18	19	20	21	22	23	24	25	26																																																																																	
Output commands	Answer command	<table border="1"> <tr><td>1</td><td>2</td><td>3</td><td>4</td><td>5</td><td>6</td><td>7</td><td>8</td><td>9</td><td>10</td><td>11</td><td>12</td><td>13</td></tr> <tr><td></td><td></td><td></td><td></td><td></td><td></td><td></td><td></td><td></td><td></td><td></td><td></td><td></td></tr> <tr><td>14</td><td>15</td><td>16</td><td>17</td><td>18</td><td>19</td><td>20</td><td>21</td><td>22</td><td>23</td><td>24</td><td>25</td><td>26</td></tr> <tr><td></td><td></td><td></td><td></td><td></td><td></td><td></td><td></td><td></td><td></td><td></td><td></td><td></td></tr> <tr><td>27</td><td>28</td><td>29</td><td>30</td><td>31</td><td>32</td><td>33</td><td>34</td><td>35</td><td>36</td><td>37</td><td>38</td><td>39</td></tr> <tr><td></td><td></td><td></td><td></td><td></td><td></td><td></td><td></td><td></td><td></td><td></td><td></td><td></td></tr> </table>											1	2	3	4	5	6	7	8	9	10	11	12	13														14	15	16	17	18	19	20	21	22	23	24	25	26														27	28	29	30	31	32	33	34	35	36	37	38	39																
1	2	3	4	5	6	7	8	9	10	11	12	13																																																																																	
14	15	16	17	18	19	20	21	22	23	24	25	26																																																																																	
27	28	29	30	31	32	33	34	35	36	37	38	39																																																																																	
Description																																																																																													

RX TX RX/TX

Applicable models		TS-790A/790E											Parameter	Format	Parameter function																																																																														
Function	RX: For receive operation TX: For transmit operation																																																																																												
Input commands	Set command	<table border="1"> <tr><td>1</td><td>2</td><td>3</td><td>4</td><td>5</td><td>6</td><td>7</td><td>8</td><td>9</td><td>10</td><td>11</td><td>12</td><td>13</td></tr> <tr><td>RX</td><td></td><td>;</td><td></td><td></td><td></td><td></td><td></td><td></td><td></td><td></td><td></td><td></td></tr> <tr><td>TX</td><td></td><td></td><td></td><td></td><td></td><td></td><td></td><td></td><td></td><td></td><td></td><td></td></tr> <tr><td>14</td><td>15</td><td>16</td><td>17</td><td>18</td><td>19</td><td>20</td><td>21</td><td>22</td><td>23</td><td>24</td><td>25</td><td>26</td></tr> <tr><td></td><td></td><td></td><td></td><td></td><td></td><td></td><td></td><td></td><td></td><td></td><td></td><td></td></tr> </table>											1	2	3	4	5	6	7	8	9	10	11	12	13	RX		;											TX													14	15	16	17	18	19	20	21	22	23	24	25	26																													
	1	2	3	4	5	6	7	8	9	10	11	12	13																																																																																
RX		;																																																																																											
TX																																																																																													
14	15	16	17	18	19	20	21	22	23	24	25	26																																																																																	
Read command	<table border="1"> <tr><td>1</td><td>2</td><td>3</td><td>4</td><td>5</td><td>6</td><td>7</td><td>8</td><td>9</td><td>10</td><td>11</td><td>12</td><td>13</td></tr> <tr><td></td><td></td><td></td><td></td><td></td><td></td><td></td><td></td><td></td><td></td><td></td><td></td><td></td></tr> <tr><td>14</td><td>15</td><td>16</td><td>17</td><td>18</td><td>19</td><td>20</td><td>21</td><td>22</td><td>23</td><td>24</td><td>25</td><td>26</td></tr> <tr><td></td><td></td><td></td><td></td><td></td><td></td><td></td><td></td><td></td><td></td><td></td><td></td><td></td></tr> </table>											1	2	3	4	5	6	7	8	9	10	11	12	13														14	15	16	17	18	19	20	21	22	23	24	25	26																																											
1	2	3	4	5	6	7	8	9	10	11	12	13																																																																																	
14	15	16	17	18	19	20	21	22	23	24	25	26																																																																																	
Output commands	Answer command	<table border="1"> <tr><td>1</td><td>2</td><td>3</td><td>4</td><td>5</td><td>6</td><td>7</td><td>8</td><td>9</td><td>10</td><td>11</td><td>12</td><td>13</td></tr> <tr><td></td><td></td><td></td><td></td><td></td><td></td><td></td><td></td><td></td><td></td><td></td><td></td><td></td></tr> <tr><td>14</td><td>15</td><td>16</td><td>17</td><td>18</td><td>19</td><td>20</td><td>21</td><td>22</td><td>23</td><td>24</td><td>25</td><td>26</td></tr> <tr><td></td><td></td><td></td><td></td><td></td><td></td><td></td><td></td><td></td><td></td><td></td><td></td><td></td></tr> <tr><td>27</td><td>28</td><td>29</td><td>30</td><td>31</td><td>32</td><td>33</td><td>34</td><td>35</td><td>36</td><td>37</td><td>38</td><td>39</td></tr> <tr><td></td><td></td><td></td><td></td><td></td><td></td><td></td><td></td><td></td><td></td><td></td><td></td><td></td></tr> </table>											1	2	3	4	5	6	7	8	9	10	11	12	13														14	15	16	17	18	19	20	21	22	23	24	25	26														27	28	29	30	31	32	33	34	35	36	37	38	39																
1	2	3	4	5	6	7	8	9	10	11	12	13																																																																																	
14	15	16	17	18	19	20	21	22	23	24	25	26																																																																																	
27	28	29	30	31	32	33	34	35	36	37	38	39																																																																																	
Description																																																																																													

SC SCAN

Applicable models		TS-790A/790E		Parameter	Format	Parameter function																																																																																
Function	Scan ON/OFF setting			P1	1	SCAN ON/OFF																																																																																
Input commands	Set command	<table border="1"> <tr><td>1</td><td>2</td><td>3</td><td>4</td><td>5</td><td>6</td><td>7</td><td>8</td><td>9</td><td>10</td><td>11</td><td>12</td><td>13</td></tr> <tr><td>S</td><td>C</td><td>P1</td><td>;</td><td></td><td></td><td></td><td></td><td></td><td></td><td></td><td></td><td></td></tr> <tr><td>14</td><td>15</td><td>16</td><td>17</td><td>18</td><td>19</td><td>20</td><td>21</td><td>22</td><td>23</td><td>24</td><td>25</td><td>26</td></tr> <tr><td></td><td></td><td></td><td></td><td></td><td></td><td></td><td></td><td></td><td></td><td></td><td></td><td></td></tr> </table>					1	2	3	4	5	6	7	8	9	10	11	12	13	S	C	P1	;										14	15	16	17	18	19	20	21	22	23	24	25	26																																									
	1	2	3	4	5	6	7	8	9	10	11	12	13																																																																									
S	C	P1	;																																																																																			
14	15	16	17	18	19	20	21	22	23	24	25	26																																																																										
Read command	<table border="1"> <tr><td>1</td><td>2</td><td>3</td><td>4</td><td>5</td><td>6</td><td>7</td><td>8</td><td>9</td><td>10</td><td>11</td><td>12</td><td>13</td></tr> <tr><td></td><td></td><td></td><td></td><td></td><td></td><td></td><td></td><td></td><td></td><td></td><td></td><td></td></tr> <tr><td>14</td><td>15</td><td>16</td><td>17</td><td>18</td><td>19</td><td>20</td><td>21</td><td>22</td><td>23</td><td>24</td><td>25</td><td>26</td></tr> <tr><td></td><td></td><td></td><td></td><td></td><td></td><td></td><td></td><td></td><td></td><td></td><td></td><td></td></tr> </table>					1	2	3	4	5	6	7	8	9	10	11	12	13														14	15	16	17	18	19	20	21	22	23	24	25	26																																										
1	2	3	4	5	6	7	8	9	10	11	12	13																																																																										
14	15	16	17	18	19	20	21	22	23	24	25	26																																																																										
Output commands	Answer command	<table border="1"> <tr><td>1</td><td>2</td><td>3</td><td>4</td><td>5</td><td>6</td><td>7</td><td>8</td><td>9</td><td>10</td><td>11</td><td>12</td><td>13</td></tr> <tr><td></td><td></td><td></td><td></td><td></td><td></td><td></td><td></td><td></td><td></td><td></td><td></td><td></td></tr> <tr><td>14</td><td>15</td><td>16</td><td>17</td><td>18</td><td>19</td><td>20</td><td>21</td><td>22</td><td>23</td><td>24</td><td>25</td><td>26</td></tr> <tr><td></td><td></td><td></td><td></td><td></td><td></td><td></td><td></td><td></td><td></td><td></td><td></td><td></td></tr> <tr><td>27</td><td>28</td><td>29</td><td>30</td><td>31</td><td>32</td><td>33</td><td>34</td><td>35</td><td>36</td><td>37</td><td>38</td><td>39</td></tr> <tr><td></td><td></td><td></td><td></td><td></td><td></td><td></td><td></td><td></td><td></td><td></td><td></td><td></td></tr> </table>					1	2	3	4	5	6	7	8	9	10	11	12	13														14	15	16	17	18	19	20	21	22	23	24	25	26														27	28	29	30	31	32	33	34	35	36	37	38	39															
		1	2	3	4	5	6	7	8	9	10	11	12	13																																																																								
14	15	16	17	18	19	20	21	22	23	24	25	26																																																																										
27	28	29	30	31	32	33	34	35	36	37	38	39																																																																										
Description																																																																																						

SM S-METER (SUB)

Applicable models		TS-790A/790E		Parameter	Format	Parameter function																																																																																
Function	S-Meter signal output (SUB)			P1	22	S-Meter signal output (SUB)																																																																																
Input commands	Set command	<table border="1"> <tr><td>1</td><td>2</td><td>3</td><td>4</td><td>5</td><td>6</td><td>7</td><td>8</td><td>9</td><td>10</td><td>11</td><td>12</td><td>13</td></tr> <tr><td></td><td></td><td></td><td></td><td></td><td></td><td></td><td></td><td></td><td></td><td></td><td></td><td></td></tr> <tr><td>14</td><td>15</td><td>16</td><td>17</td><td>18</td><td>19</td><td>20</td><td>21</td><td>22</td><td>23</td><td>24</td><td>25</td><td>26</td></tr> <tr><td></td><td></td><td></td><td></td><td></td><td></td><td></td><td></td><td></td><td></td><td></td><td></td><td></td></tr> </table>					1	2	3	4	5	6	7	8	9	10	11	12	13														14	15	16	17	18	19	20	21	22	23	24	25	26																																									
	1	2	3	4	5	6	7	8	9	10	11	12	13																																																																									
14	15	16	17	18	19	20	21	22	23	24	25	26																																																																										
Read command	<table border="1"> <tr><td>1</td><td>2</td><td>3</td><td>4</td><td>5</td><td>6</td><td>7</td><td>8</td><td>9</td><td>10</td><td>11</td><td>12</td><td>13</td></tr> <tr><td>S</td><td>M</td><td>;</td><td></td><td></td><td></td><td></td><td></td><td></td><td></td><td></td><td></td><td></td></tr> <tr><td>14</td><td>15</td><td>16</td><td>17</td><td>18</td><td>19</td><td>20</td><td>21</td><td>22</td><td>23</td><td>24</td><td>25</td><td>26</td></tr> <tr><td></td><td></td><td></td><td></td><td></td><td></td><td></td><td></td><td></td><td></td><td></td><td></td><td></td></tr> </table>					1	2	3	4	5	6	7	8	9	10	11	12	13	S	M	;											14	15	16	17	18	19	20	21	22	23	24	25	26																																										
1	2	3	4	5	6	7	8	9	10	11	12	13																																																																										
S	M	;																																																																																				
14	15	16	17	18	19	20	21	22	23	24	25	26																																																																										
Output commands	Answer command	<table border="1"> <tr><td>1</td><td>2</td><td>3</td><td>4</td><td>5</td><td>6</td><td>7</td><td>8</td><td>9</td><td>10</td><td>11</td><td>12</td><td>13</td></tr> <tr><td>S</td><td>M</td><td></td><td>P</td><td>1</td><td>;</td><td></td><td></td><td></td><td></td><td></td><td></td><td></td></tr> <tr><td>14</td><td>15</td><td>16</td><td>17</td><td>18</td><td>19</td><td>20</td><td>21</td><td>22</td><td>23</td><td>24</td><td>25</td><td>26</td></tr> <tr><td></td><td></td><td></td><td></td><td></td><td></td><td></td><td></td><td></td><td></td><td></td><td></td><td></td></tr> <tr><td>27</td><td>28</td><td>29</td><td>30</td><td>31</td><td>32</td><td>33</td><td>34</td><td>35</td><td>36</td><td>37</td><td>38</td><td>39</td></tr> <tr><td></td><td></td><td></td><td></td><td></td><td></td><td></td><td></td><td></td><td></td><td></td><td></td><td></td></tr> </table>					1	2	3	4	5	6	7	8	9	10	11	12	13	S	M		P	1	;								14	15	16	17	18	19	20	21	22	23	24	25	26														27	28	29	30	31	32	33	34	35	36	37	38	39															
		1	2	3	4	5	6	7	8	9	10	11	12	13																																																																								
S	M		P	1	;																																																																																	
14	15	16	17	18	19	20	21	22	23	24	25	26																																																																										
27	28	29	30	31	32	33	34	35	36	37	38	39																																																																										
Description																																																																																						

SP SPLIT

Applicable models		TS-790A/790E											Parameter	Format	Parameter function																																																																																																																	
Function	SPLIT ON/OFF setting											P1	1	SPLIT ON/OFF																																																																																																																		
Input commands	Set command	<table border="1"> <tr><td>1</td><td>2</td><td>3</td><td>4</td><td>5</td><td>6</td><td>7</td><td>8</td><td>9</td><td>10</td><td>11</td><td>12</td><td>13</td></tr> <tr><td>S</td><td>P</td><td>P1</td><td>;</td><td></td><td></td><td></td><td></td><td></td><td></td><td></td><td></td><td></td></tr> <tr><td>14</td><td>15</td><td>16</td><td>17</td><td>18</td><td>19</td><td>20</td><td>21</td><td>22</td><td>23</td><td>24</td><td>25</td><td>26</td></tr> <tr><td></td><td></td><td></td><td></td><td></td><td></td><td></td><td></td><td></td><td></td><td></td><td></td><td></td></tr> </table>											1	2	3	4	5	6	7	8	9	10	11	12	13	S	P	P1	;										14	15	16	17	18	19	20	21	22	23	24	25	26														Read command	<table border="1"> <tr><td>1</td><td>2</td><td>3</td><td>4</td><td>5</td><td>6</td><td>7</td><td>8</td><td>9</td><td>10</td><td>11</td><td>12</td><td>13</td></tr> <tr><td></td><td></td><td></td><td></td><td></td><td></td><td></td><td></td><td></td><td></td><td></td><td></td><td></td></tr> <tr><td>14</td><td>15</td><td>16</td><td>17</td><td>18</td><td>19</td><td>20</td><td>21</td><td>22</td><td>23</td><td>24</td><td>25</td><td>26</td></tr> <tr><td></td><td></td><td></td><td></td><td></td><td></td><td></td><td></td><td></td><td></td><td></td><td></td><td></td></tr> </table>											1	2	3	4	5	6	7	8	9	10	11	12	13														14	15	16	17	18	19	20	21	22	23	24	25	26													
	1	2	3	4	5	6	7	8	9	10	11	12	13																																																																																																																			
S	P	P1	;																																																																																																																													
14	15	16	17	18	19	20	21	22	23	24	25	26																																																																																																																				
1	2	3	4	5	6	7	8	9	10	11	12	13																																																																																																																				
14	15	16	17	18	19	20	21	22	23	24	25	26																																																																																																																				
Output commands	Answer command	<table border="1"> <tr><td>1</td><td>2</td><td>3</td><td>4</td><td>5</td><td>6</td><td>7</td><td>8</td><td>9</td><td>10</td><td>11</td><td>12</td><td>13</td></tr> <tr><td></td><td></td><td></td><td></td><td></td><td></td><td></td><td></td><td></td><td></td><td></td><td></td><td></td></tr> <tr><td>14</td><td>15</td><td>16</td><td>17</td><td>18</td><td>19</td><td>20</td><td>21</td><td>22</td><td>23</td><td>24</td><td>25</td><td>26</td></tr> <tr><td></td><td></td><td></td><td></td><td></td><td></td><td></td><td></td><td></td><td></td><td></td><td></td><td></td></tr> <tr><td>27</td><td>28</td><td>29</td><td>30</td><td>31</td><td>32</td><td>33</td><td>34</td><td>35</td><td>36</td><td>37</td><td>38</td><td>39</td></tr> <tr><td></td><td></td><td></td><td></td><td></td><td></td><td></td><td></td><td></td><td></td><td></td><td></td><td></td></tr> </table>											1	2	3	4	5	6	7	8	9	10	11	12	13														14	15	16	17	18	19	20	21	22	23	24	25	26														27	28	29	30	31	32	33	34	35	36	37	38	39																																																			
1	2	3	4	5	6	7	8	9	10	11	12	13																																																																																																																				
14	15	16	17	18	19	20	21	22	23	24	25	26																																																																																																																				
27	28	29	30	31	32	33	34	35	36	37	38	39																																																																																																																				
Description																																																																																																																																

ST STEP

Applicable models		TS-790A/790E											Parameter	Format	Parameter function																																																																																																																	
Function	STEP ON/OFF setting											P1	1	STEP ON/OFF																																																																																																																		
Input commands	Set command	<table border="1"> <tr><td>1</td><td>2</td><td>3</td><td>4</td><td>5</td><td>6</td><td>7</td><td>8</td><td>9</td><td>10</td><td>11</td><td>12</td><td>13</td></tr> <tr><td>S</td><td>T</td><td>P1</td><td>;</td><td></td><td></td><td></td><td></td><td></td><td></td><td></td><td></td><td></td></tr> <tr><td>14</td><td>15</td><td>16</td><td>17</td><td>18</td><td>19</td><td>20</td><td>21</td><td>22</td><td>23</td><td>24</td><td>25</td><td>26</td></tr> <tr><td></td><td></td><td></td><td></td><td></td><td></td><td></td><td></td><td></td><td></td><td></td><td></td><td></td></tr> </table>											1	2	3	4	5	6	7	8	9	10	11	12	13	S	T	P1	;										14	15	16	17	18	19	20	21	22	23	24	25	26														Read command	<table border="1"> <tr><td>1</td><td>2</td><td>3</td><td>4</td><td>5</td><td>6</td><td>7</td><td>8</td><td>9</td><td>10</td><td>11</td><td>12</td><td>13</td></tr> <tr><td></td><td></td><td></td><td></td><td></td><td></td><td></td><td></td><td></td><td></td><td></td><td></td><td></td></tr> <tr><td>14</td><td>15</td><td>16</td><td>17</td><td>18</td><td>19</td><td>20</td><td>21</td><td>22</td><td>23</td><td>24</td><td>25</td><td>26</td></tr> <tr><td></td><td></td><td></td><td></td><td></td><td></td><td></td><td></td><td></td><td></td><td></td><td></td><td></td></tr> </table>											1	2	3	4	5	6	7	8	9	10	11	12	13														14	15	16	17	18	19	20	21	22	23	24	25	26													
	1	2	3	4	5	6	7	8	9	10	11	12	13																																																																																																																			
S	T	P1	;																																																																																																																													
14	15	16	17	18	19	20	21	22	23	24	25	26																																																																																																																				
1	2	3	4	5	6	7	8	9	10	11	12	13																																																																																																																				
14	15	16	17	18	19	20	21	22	23	24	25	26																																																																																																																				
Output commands	Answer command	<table border="1"> <tr><td>1</td><td>2</td><td>3</td><td>4</td><td>5</td><td>6</td><td>7</td><td>8</td><td>9</td><td>10</td><td>11</td><td>12</td><td>13</td></tr> <tr><td></td><td></td><td></td><td></td><td></td><td></td><td></td><td></td><td></td><td></td><td></td><td></td><td></td></tr> <tr><td>14</td><td>15</td><td>16</td><td>17</td><td>18</td><td>19</td><td>20</td><td>21</td><td>22</td><td>23</td><td>24</td><td>25</td><td>26</td></tr> <tr><td></td><td></td><td></td><td></td><td></td><td></td><td></td><td></td><td></td><td></td><td></td><td></td><td></td></tr> <tr><td>27</td><td>28</td><td>29</td><td>30</td><td>31</td><td>32</td><td>33</td><td>34</td><td>35</td><td>36</td><td>37</td><td>38</td><td>39</td></tr> <tr><td></td><td></td><td></td><td></td><td></td><td></td><td></td><td></td><td></td><td></td><td></td><td></td><td></td></tr> </table>											1	2	3	4	5	6	7	8	9	10	11	12	13														14	15	16	17	18	19	20	21	22	23	24	25	26														27	28	29	30	31	32	33	34	35	36	37	38	39																																																			
1	2	3	4	5	6	7	8	9	10	11	12	13																																																																																																																				
14	15	16	17	18	19	20	21	22	23	24	25	26																																																																																																																				
27	28	29	30	31	32	33	34	35	36	37	38	39																																																																																																																				
Description																																																																																																																																

TN TONE NUMBER

Applicable models		TS-790A/790E											Parameter	Format	Parameter function																																																																														
Function	Sub-tone frequency setting											P1	14	TONE FREQUENCY																																																																															
Input commands	Set command	<table border="1"> <tr><td>1</td><td>2</td><td>3</td><td>4</td><td>5</td><td>6</td><td>7</td><td>8</td><td>9</td><td>10</td><td>11</td><td>12</td><td>13</td></tr> <tr><td>T</td><td>N</td><td>P1</td><td>;</td><td></td><td></td><td></td><td></td><td></td><td></td><td></td><td></td><td></td></tr> <tr><td>14</td><td>15</td><td>16</td><td>17</td><td>18</td><td>19</td><td>20</td><td>21</td><td>22</td><td>23</td><td>24</td><td>25</td><td>26</td></tr> <tr><td></td><td></td><td></td><td></td><td></td><td></td><td></td><td></td><td></td><td></td><td></td><td></td><td></td></tr> </table>											1	2	3	4	5	6	7	8	9	10	11	12	13	T	N	P1	;										14	15	16	17	18	19	20	21	22	23	24	25	26																																										
	1	2	3	4	5	6	7	8	9	10	11	12	13																																																																																
T	N	P1	;																																																																																										
14	15	16	17	18	19	20	21	22	23	24	25	26																																																																																	
Read command	<table border="1"> <tr><td>1</td><td>2</td><td>3</td><td>4</td><td>5</td><td>6</td><td>7</td><td>8</td><td>9</td><td>10</td><td>11</td><td>12</td><td>13</td></tr> <tr><td></td><td></td><td></td><td></td><td></td><td></td><td></td><td></td><td></td><td></td><td></td><td></td><td></td></tr> <tr><td>14</td><td>15</td><td>16</td><td>17</td><td>18</td><td>19</td><td>20</td><td>21</td><td>22</td><td>23</td><td>24</td><td>25</td><td>26</td></tr> <tr><td></td><td></td><td></td><td></td><td></td><td></td><td></td><td></td><td></td><td></td><td></td><td></td><td></td></tr> </table>											1	2	3	4	5	6	7	8	9	10	11	12	13														14	15	16	17	18	19	20	21	22	23	24	25	26																																											
1	2	3	4	5	6	7	8	9	10	11	12	13																																																																																	
14	15	16	17	18	19	20	21	22	23	24	25	26																																																																																	
Output commands	Answer command	<table border="1"> <tr><td>1</td><td>2</td><td>3</td><td>4</td><td>5</td><td>6</td><td>7</td><td>8</td><td>9</td><td>10</td><td>11</td><td>12</td><td>13</td></tr> <tr><td></td><td></td><td></td><td></td><td></td><td></td><td></td><td></td><td></td><td></td><td></td><td></td><td></td></tr> <tr><td>14</td><td>15</td><td>16</td><td>17</td><td>18</td><td>19</td><td>20</td><td>21</td><td>22</td><td>23</td><td>24</td><td>25</td><td>26</td></tr> <tr><td></td><td></td><td></td><td></td><td></td><td></td><td></td><td></td><td></td><td></td><td></td><td></td><td></td></tr> <tr><td>27</td><td>28</td><td>29</td><td>30</td><td>31</td><td>32</td><td>33</td><td>34</td><td>35</td><td>36</td><td>37</td><td>38</td><td>39</td></tr> <tr><td></td><td></td><td></td><td></td><td></td><td></td><td></td><td></td><td></td><td></td><td></td><td></td><td></td></tr> </table>											1	2	3	4	5	6	7	8	9	10	11	12	13														14	15	16	17	18	19	20	21	22	23	24	25	26														27	28	29	30	31	32	33	34	35	36	37	38	39																
1	2	3	4	5	6	7	8	9	10	11	12	13																																																																																	
14	15	16	17	18	19	20	21	22	23	24	25	26																																																																																	
27	28	29	30	31	32	33	34	35	36	37	38	39																																																																																	
Description																																																																																													

No.	Hz	No.	Hz
01	67.0	20	131.8
02	71.9	21	136.5
03	74.4	22	141.3
04	77.0	23	146.2
05	79.7	24	151.4
06	82.5	25	156.7
07	85.4	26	162.2
08	88.5	27	167.9
09	91.5	28	173.8
10	94.8	29	179.9
11	97.4	30	186.2
12	100.0	31	192.8
13	103.5	32	203.5
14	107.2	33	210.7
15	110.9	34	218.1
16	114.8	35	225.7
17	118.8	36	233.6
18	123.0	37	241.8
19	127.3	38	250.3

TO TONE

Applicable models		TS-790A/790E											Parameter	Format	Parameter function																																																																														
Function	TONE ON/OFF setting											P1	1	TONE ON/OFF																																																																															
Input commands	Set command	<table border="1"> <tr><td>1</td><td>2</td><td>3</td><td>4</td><td>5</td><td>6</td><td>7</td><td>8</td><td>9</td><td>10</td><td>11</td><td>12</td><td>13</td></tr> <tr><td>T</td><td>O</td><td>P1</td><td>;</td><td></td><td></td><td></td><td></td><td></td><td></td><td></td><td></td><td></td></tr> <tr><td>14</td><td>15</td><td>16</td><td>17</td><td>18</td><td>19</td><td>20</td><td>21</td><td>22</td><td>23</td><td>24</td><td>25</td><td>26</td></tr> <tr><td></td><td></td><td></td><td></td><td></td><td></td><td></td><td></td><td></td><td></td><td></td><td></td><td></td></tr> </table>											1	2	3	4	5	6	7	8	9	10	11	12	13	T	O	P1	;										14	15	16	17	18	19	20	21	22	23	24	25	26																																										
	1	2	3	4	5	6	7	8	9	10	11	12	13																																																																																
T	O	P1	;																																																																																										
14	15	16	17	18	19	20	21	22	23	24	25	26																																																																																	
Read command	<table border="1"> <tr><td>1</td><td>2</td><td>3</td><td>4</td><td>5</td><td>6</td><td>7</td><td>8</td><td>9</td><td>10</td><td>11</td><td>12</td><td>13</td></tr> <tr><td></td><td></td><td></td><td></td><td></td><td></td><td></td><td></td><td></td><td></td><td></td><td></td><td></td></tr> <tr><td>14</td><td>15</td><td>16</td><td>17</td><td>18</td><td>19</td><td>20</td><td>21</td><td>22</td><td>23</td><td>24</td><td>25</td><td>26</td></tr> <tr><td></td><td></td><td></td><td></td><td></td><td></td><td></td><td></td><td></td><td></td><td></td><td></td><td></td></tr> </table>											1	2	3	4	5	6	7	8	9	10	11	12	13														14	15	16	17	18	19	20	21	22	23	24	25	26																																											
1	2	3	4	5	6	7	8	9	10	11	12	13																																																																																	
14	15	16	17	18	19	20	21	22	23	24	25	26																																																																																	
Output commands	Answer command	<table border="1"> <tr><td>1</td><td>2</td><td>3</td><td>4</td><td>5</td><td>6</td><td>7</td><td>8</td><td>9</td><td>10</td><td>11</td><td>12</td><td>13</td></tr> <tr><td></td><td></td><td></td><td></td><td></td><td></td><td></td><td></td><td></td><td></td><td></td><td></td><td></td></tr> <tr><td>14</td><td>15</td><td>16</td><td>17</td><td>18</td><td>19</td><td>20</td><td>21</td><td>22</td><td>23</td><td>24</td><td>25</td><td>26</td></tr> <tr><td></td><td></td><td></td><td></td><td></td><td></td><td></td><td></td><td></td><td></td><td></td><td></td><td></td></tr> <tr><td>27</td><td>28</td><td>29</td><td>30</td><td>31</td><td>32</td><td>33</td><td>34</td><td>35</td><td>36</td><td>37</td><td>38</td><td>39</td></tr> <tr><td></td><td></td><td></td><td></td><td></td><td></td><td></td><td></td><td></td><td></td><td></td><td></td><td></td></tr> </table>											1	2	3	4	5	6	7	8	9	10	11	12	13														14	15	16	17	18	19	20	21	22	23	24	25	26														27	28	29	30	31	32	33	34	35	36	37	38	39																
1	2	3	4	5	6	7	8	9	10	11	12	13																																																																																	
14	15	16	17	18	19	20	21	22	23	24	25	26																																																																																	
27	28	29	30	31	32	33	34	35	36	37	38	39																																																																																	
Description																																																																																													

VR VOICE RECALL

Applicable models		TS-790A/790E											Parameter	Format	Parameter function																																																																									
Function	Generation of synthesized voice.																																																																																							
Input commands	Set command	<table border="1" style="width:100%; border-collapse: collapse;"> <tr> <td style="width:5%;">1</td><td style="width:5%;">2</td><td style="width:5%;">3</td><td style="width:5%;">4</td><td style="width:5%;">5</td><td style="width:5%;">6</td><td style="width:5%;">7</td><td style="width:5%;">8</td><td style="width:5%;">9</td><td style="width:5%;">10</td><td style="width:5%;">11</td><td style="width:5%;">12</td><td style="width:5%;">13</td> <td colspan="4"></td> </tr> <tr> <td>V</td><td>R</td><td>:</td><td></td><td></td><td></td><td></td><td></td><td></td><td></td><td></td><td></td><td></td><td></td><td></td><td></td><td></td><td></td> </tr> <tr> <td>14</td><td>15</td><td>16</td><td>17</td><td>18</td><td>19</td><td>20</td><td>21</td><td>22</td><td>23</td><td>24</td><td>25</td><td>26</td><td colspan="4"></td> </tr> </table>																1	2	3	4	5	6	7	8	9	10	11	12	13					V	R	:																14	15	16	17	18	19	20	21	22	23	24	25	26																							
	1	2	3	4	5	6	7	8	9	10	11	12	13																																																																											
V	R	:																																																																																						
14	15	16	17	18	19	20	21	22	23	24	25	26																																																																												
Read command	<table border="1" style="width:100%; border-collapse: collapse;"> <tr> <td style="width:5%;">1</td><td style="width:5%;">2</td><td style="width:5%;">3</td><td style="width:5%;">4</td><td style="width:5%;">5</td><td style="width:5%;">6</td><td style="width:5%;">7</td><td style="width:5%;">8</td><td style="width:5%;">9</td><td style="width:5%;">10</td><td style="width:5%;">11</td><td style="width:5%;">12</td><td style="width:5%;">13</td><td colspan="4"></td> </tr> <tr> <td colspan="3" style="text-align: center;">/</td><td></td><td></td><td></td><td></td><td></td><td></td><td></td><td></td><td></td><td></td><td></td><td></td><td></td><td></td><td></td> </tr> <tr> <td>14</td><td>15</td><td>16</td><td>17</td><td>18</td><td>19</td><td>20</td><td>21</td><td>22</td><td>23</td><td>24</td><td>25</td><td>26</td><td colspan="4"></td> </tr> </table>																1	2	3	4	5	6	7	8	9	10	11	12	13					/																		14	15	16	17	18	19	20	21	22	23	24	25	26																								
1	2	3	4	5	6	7	8	9	10	11	12	13																																																																												
/																																																																																								
14	15	16	17	18	19	20	21	22	23	24	25	26																																																																												
Output commands	Answer command	<table border="1" style="width:100%; border-collapse: collapse;"> <tr> <td style="width:5%;">1</td><td style="width:5%;">2</td><td style="width:5%;">3</td><td style="width:5%;">4</td><td style="width:5%;">5</td><td style="width:5%;">6</td><td style="width:5%;">7</td><td style="width:5%;">8</td><td style="width:5%;">9</td><td style="width:5%;">10</td><td style="width:5%;">11</td><td style="width:5%;">12</td><td style="width:5%;">13</td><td colspan="5"></td> </tr> <tr> <td colspan="3" style="text-align: center;">/</td><td></td><td></td><td></td><td></td><td></td><td></td><td></td><td></td><td></td><td></td><td></td><td></td><td></td><td></td><td></td> </tr> <tr> <td>14</td><td>15</td><td>16</td><td>17</td><td>18</td><td>19</td><td>20</td><td>21</td><td>22</td><td>23</td><td>24</td><td>25</td><td>26</td><td colspan="5"></td> </tr> <tr> <td>27</td><td>28</td><td>29</td><td>30</td><td>31</td><td>32</td><td>33</td><td>34</td><td>35</td><td>36</td><td>37</td><td>38</td><td>39</td><td colspan="4"></td> </tr> </table>																1	2	3	4	5	6	7	8	9	10	11	12	13						/																		14	15	16	17	18	19	20	21	22	23	24	25	26						27	28	29	30	31	32	33	34	35	36	37	38	39				
		1	2	3	4	5	6	7	8	9	10	11	12	13																																																																										
/																																																																																								
14	15	16	17	18	19	20	21	22	23	24	25	26																																																																												
27	28	29	30	31	32	33	34	35	36	37	38	39																																																																												
Description	Requires the use of the optional VS-2 Voice Synthesizer.																																																																																							

MEMO:

MEMO:

KENWOOD